

PENSION SAVINGS

THE REAL RETURN

2018 EDITION



BF BETTER FINANCE

The European Federation of Investors and Financial Services Users
Fédération Européenne des Épargnants et Usagers des Services Financiers

Pension Savings: The Real Return 2018 Edition

A Research Report by BETTER FINANCE

COORDINATORS

Ján Šebo
Ștefan Dragoș Voicu

CONTRIBUTORS

Carsten Andersen
Didier Davydoff
Marissa Diaz
Lubomir Christoff
Laetitia Gabaut
Johannes Hagen
Fernando Herrero
Arnaud Houdmont

Aleksandra Mączyńska
Lorenzo Marchionni
Michal Mešťan
Edin Mujagic
Grégoire Naacke
Guillaume Prache
Joanna Rutecka-Góra
Lina Strandvåg Nagell



Table of Contents

Table of Contents.....	1
Acronyms.....	2
Glossary of terms.....	4
Contributors	13
Foreword.....	15
Executive Summary	23
General Report	35
Country Case: Belgium.....	72
Country Case: Bulgaria.....	107
Country Case: Denmark	137
Country Case: Estonia	164
Country Case: France	192
Country Case: Germany	219
Country Case: Italy.....	245
Country Case: Latvia	263
Country Case: Lithuania	297
Country Case: Poland.....	325
Country Case: Romania.....	354
Country Case: Slovakia.....	376
Country Case: Spain	405
Country Case: Sweden	438
Country Case: The Netherlands.....	461
Country Case: United Kingdom	482



Acronyms

AIF	Alternative Investment Fund
AMC	Annual Management Charges
AuM	Assets under Management
BE	Belgium
BG	Bulgaria
Bln	Billion
BPETR	'Barclay's Pan-European High Yield Total Return' Index
CAC 40	'Cotation Assistée en Continu 40' Index
CMU	Capital Markets Union
DAX 30	'Deutsche Aktieindex 30' Index
DB	Defined Benefit plan
DC	Defined Contribution plan
DE	Germany
DG	Directorate General of the Commission of the European Union
DK	Denmark
DWP	United Kingdom's Governmental Agency Department for Work and Pensions
EBA	European Banking Authority
EE	Estonia
EEE	Exempt-Exempt-Exempt Regime
EET	Exempt-Exempt-Tax Regime
ETF	Exchange-Traded Fund
EIOPA	European Insurance and Occupational Pensions Authority
ES	Spain
ESAs	European Supervisory Authorities
ESMA	European Securities and Markets Authority
EU	European Union
EURIBOR	Euro InterBank Offered Rate
EX	Executive Summary
FR	France
FSMA	Financial Services and Market Authority (Belgium)
FSUG	Financial Services Users Group - European Commission's Expert Group
FTSE 100	The Financial Times Stock Exchange 100 Index



FW	Foreword
GDP	Gross Domestic Product
HICP	Harmonised Indices of Consumer Prices
IBEX 35	Índice Bursátil Español 35 Index
IKZE	‘Indywidualne konto zabezpieczenia emerytalnego’ – Polish specific Individual pension savings account
IRA	United States specific Individual Retirement Account
IT	Italy
JPM	J&P Morgan Indices
KIID	Key Investor Information Document
LV	Latvia
NAV	Net Asset Value
Mln	Million
MSCI	Morgan Stanley Capital International Indices
NL	Netherlands
OECD	The Organisation for Economic Co-Operation and Development
OFT	United Kingdom’s Office for Fair Trading
PAYG	Pay-As-You-Go Principle
PIP	Italian specific ‘Individual Investment Plan’
PL	Poland
PRIIP(s)	Packaged Retail and Insurance-Based Investment Products
RO	Romania
S&P	Standard & Poor Indexes
SE	Sweden
SK	Slovakia
SME	Small and Medium-sized Enterprise
SPIVA	Standard & Poor Dow Jones’ Indices Research Report on Active
Scorecard	Management performances
TEE	Tax-Exempt-Exempt Regime
TCR/TER	Total Cost Ratio/ Total Expense Ratio
UCITS	Undertakings for the Collective Investment of Transferable Securities
UK	United Kingdom



Glossary of terms

Accrued benefits* – is the amount of accumulated pension benefits of a pension plan member on the basis of years of service.

Accumulated assets* – is the total value of assets accumulated in a pension fund.

Active member* – is a pension plan member who is making contributions (and/or on behalf of whom contributions are being made) and is accumulating assets.

AIF(s) – or Alternative Investment Funds are a form of collective investment funds under E.U. law that do not require authorization as a UCITS fund.¹

Annuity* – is a form of financial contract mostly sold by life insurance companies that guarantees a fixed or variable payment of income benefit (monthly, quarterly, half-yearly, or yearly) for the life of a person(s) (the annuitant) or for a specified period of time. It is different than a life insurance contract which provides income to the beneficiary after the death of the insured. An annuity may be bought through instalments or as a single lump sum. Benefits may start immediately or at a pre-defined time in the future or at a specific age.

Annuity rate* – is the present value of a series of payments of unit value per period payable to an individual that is calculated based on factors such as the mortality of the annuitant and the possible investment returns.

Asset allocation* – is the act of investing the pension fund's assets following its investment strategy.

Asset management* – is the act of investing the pension fund's assets following its investment strategy.

Asset manager* – is(are) the individual(s) or entity(ies) endowed with the responsibility to physically invest the pension fund assets. Asset managers may also set out the investment strategy for a pension fund.

Average earnings scheme* – is a scheme where the pension benefits earned for a year depend on how much the member's earnings were for the given year.

Basic state pension* – is a non-earning related pension paid by the State to individuals with a minimum number of service years.

Basis points (bps) – represent the 100th division of 1%.

Benchmark (financial) – is a referential index for a type of security. Its aim is to show, customized for a level and geographic or sectorial focus, the general price or performance of the market for a financial instrument.

Beneficiary* – is an individual who is entitled to a benefit (including the plan member and dependants).

Benefit* – is a payment made to a pension fund member (or dependants) after retirement.

¹ See Article 4(1) of Directive 2011/61/EU of the European Parliament and of the Council of 8 June 2011 on Alternative Investment Fund Managers and amending Directives 2003/41/EC and 2009/65/EC and Regulations (EC) No 1060/2009 and (EU) No 1095/2010, OJ L 174, 1.7.2011, p. 1–73.



Bonds – are instruments that recognize a debt. Although they deliver the same utility as bank loans, i.e. enabling the temporary transfer of capital from one person to another, with or without a price (interest) attached, bonds can be also be issued by non-financial institutions (States, companies) and by financial non-banking institutions (asset management companies). In essence, bonds are considered more stable (the risk of default is lower) and in theory deliver a lower, but fixed, rate of profit. Nevertheless, Table EX2 of the Executive Summary shows that the aggregated European Bond Index highly overperformed the equity one.

Closed pension funds* – are the funds that support only pension plans that are limited to certain employees. (e.g. those of an employer or group of employers).

Collective investment schemes – are financial products characterised by the pooling of funds (money or asset contributions) of investors and investing the total into different assets (securities) and managed by a common asset manager. Under E.U. law collective investment schemes are regulated under 6 different legal forms: UCITS (see below), the most common for individual investors; AIFs (see above), European Venture Capital funds (EuVECA), European Long-Term Investment Funds (ELTIFs), European Social Entrepreneurship Funds (ESEF) or Money Market Funds.²

Contribution* – is a payment made to a pension plan by a plan sponsor or a plan member.

Contribution base* – is the reference salary used to calculate the contribution.

Contribution rate* – is the amount (typically expressed as a percentage of the contribution base) that is needed to be paid into the pension fund.

Contributory pension scheme* – is a pension scheme where both the employer and the members have to pay into the scheme.

Custodian* – is the entity responsible, as a minimum, for holding the pension fund assets and for ensuring their safekeeping.

Deferred member* – is a pension plan member that no longer contributes to or accrues benefits from the plan but has not yet begun to receive retirement benefits from that plan.

Deferred pension* – is a pension arrangement in which a portion of an employee’s income is paid out at a date after which that income is actually earned.

Defined benefit (DB) occupational pension plans* – are occupational plans other than defined contributions plans. DB plans generally can be classified into one of three main types, “traditional”, “mixed” and “hybrid” plans. These are schemes where “the pension payment is defined as a percentage of income and employment career. The employee receives a thus pre-defined pension and does not bear the risk of longevity and the risk of investment. Defined Benefits schemes may be part of an individual employment contract or collective agreement. Pension contributions are usually paid by the employee and the employer”.³

“Traditional” DB plan* – is a DB plan where benefits are linked through a formula to the members’ wages or salaries, length of employment, or other factors.

² See European Commission, ‘Investment Funds’ (28 August 2018)

https://ec.europa.eu/info/business-economy-euro/growth-and-investment/investment-funds_en.

³ Werner Eichhorst, Maarten Gerard, Michael J. Kendzia, Christine Mayrhuber, Connie Nielsen, Gerhard Runstler, Thomas Url, ‘Pension Systems in the EU: Contingent Liabilities and Assets in the Public and Private Sector’ EP Directorate General for Internal Policies IP/A/ECON/ST/2010-26.



“Hybrid” DB plan* – is a DB plan where benefits depend on a rate of return credited to contributions, where this rate of return is either specified in the plan rules, independently of the actual return on any supporting assets (e.g. fixed, indexed to a market benchmark, tied to salary or profit growth, etc.), or is calculated with reference to the actual return of any supporting assets and a minimum return guarantee specified in the plan rules.

“Mixed” DB plan* – is a DB plans that has two separate DB and DC components, but which are treated as part of the same plan.

Defined contribution (DC) occupational pension plans* – are occupational pension plans under which the plan sponsor pays fixed contributions and has no legal or constructive obligation to pay further contributions to an ongoing plan in the event of unfavorable plan experience. These are schemes where “the pension payment depends on the level of defined pension contributions, the career and the returns on investments. The employee has to bear the risk of longevity and the risk of investment. Pension contributions can be paid by the employee and/or the employer and/or the state”.⁴

Dependency ratio* – are occupational pension plans under which the plan sponsor pays fixed contributions and has no legal or constructive obligation to pay further contributions to an ongoing plan in the event of unfavourable plan experience.

Early retirement* – is a situation when an individual decides to retire earlier later and draw the pension benefits earlier than their normal retirement age.

Economic dependency ratio* – is the division between the number of inactive (dependent) population and the number of active (independent or contributing) population. It ranges from 0% to 100% and it indicates how much of the inactive population’s (dependent) consumption is financed from the active population’s (independent) contributions.⁵ In general, the inactive (dependent) population is represented by children, retired persons and persons living on social benefits.

EET system* – is a form of taxation of pension plans, whereby contributions are exempt, investment income and capital gains of the pension fund are also exempt, and benefits are taxed from personal income taxation.

Equity (or stocks/shares) – are titles of participation to a publicly listed company’s economic activity. With regards to other categorizations, an equity is also a security, a financial asset or, under E.U. law, a transferable security.⁶

EET system* – is a form of taxation whereby contributions are exempt, investment income and capital gains of the pension fund are taxed, and benefits are also exempt from personal income taxation.

ETF(s) – or Exchange-Traded Funds are investment funds that are sold and bought on the market as an individual security (such as shares, bonds). ETFs are structured financial products, containing a

⁴ Ibid.

⁵ For more detail on the concept, see Elke Loichinger, Bernhard Hammer, Alexia Prskawetz, Michael Freiberger, Joze Sambt, ‘Economic Dependency Ratios: Present Situation and Future Scenarios’ MS13 Policy Paper on Implications of Population Ageing for Transfer Systems, Working Paper no. 74, 18th December 2014, 3.

⁶ Article 4(44) of Directive 2014/65/EU of the European Parliament and of the Council of 15 May 2014 on markets in financial instruments and amending Directive 2002/92/EC and Directive 2011/61/EU, OJ L 173, p. 349–496 (MiFID II).



basket of underlying assets, and are increasingly more used due to the very low management fees that they entail.

Fund member* – is an individual who is either an active (working or contributing, and hence actively accumulating assets) or passive (retired, and hence receiving benefits), or deferred (holding deferred benefits) participant in a pension plan.

Funded pension plans* – are occupational or personal pension plans that accumulate dedicated assets to cover the plan's liabilities.

Funding ratio (funding level) * – is the relative value of a scheme's assets and liabilities, usually expressed as a percentage figure.

Gross rate of return* – is the rate of return of an asset or portfolio over a specified time period, prior to discounting any fees of commissions.

Gross/net replacement rate – is the ratio between the pre-retirement gross or net income and the amount of pension received by a person after retirement. The calculation methodology may differ from source to source as the average working life monthly gross or net income can be used to calculate it (divided by the amount of pension) or the past 5 year's average gross income etc. (see below **OECD net replacement rate**).

Group pension funds* – are multi-employer pension funds that pool the assets of pension plans established for related employers.

Hedging and hedge funds – while hedging is a complex financial technique (most often using derivatives) to protect or reduce exposure to risky financial positions or to financial risks (for instance, currency hedging means reducing exposure to the volatility of a certain currency), a hedge fund is an investment pool that uses complex and varying investment techniques to generate profit.

Indexation* – is the method with which pension benefits are adjusted to take into account changes in the cost of living (e.g. prices and/or earnings).

Individual pension plans* – is a pension fund that comprises the assets of a single member and his/her beneficiaries, usually in the form of an individual account.

Industry pension funds* – are funds that pool the assets of pension plans established for unrelated employers who are involved in the same trade or businesses.

Mandatory contribution* – is the level of contribution the member (or an entity on behalf of the member) is required to pay according to scheme rules.

Mandatory occupational plans* – Participation in these plans is mandatory for employers. Employers are obliged by law to participate in a pension plan. Employers must set up (and make contributions to) occupational pension plans which employees will normally be required to join. Where employers are obliged to offer an occupational pension plan, but the employees' membership is on a voluntary basis, these plans are also considered mandatory.

Mandatory personal pension plans* – are personal plans that individuals must join or which are eligible to receive mandatory pension contributions. Individuals may be required to make pension contributions to a pension plan of their choice normally within a certain range of choices or to a specific pension plan.



Mathematical provisions (insurances) – or *mathematical reserves* or *reserves*, are the value of liquid assets set aside by an insurance company that would be needed to cover all current liabilities (payment obligations), determined using actuarial principles.

Minimum pension* – is the minimum level of pension benefits the plan pays out in all circumstances.

Mixed indexation* – is the method with which pension benefits are adjusted taking into account changes in both wages and prices.

Money market instruments – are short-term financial products or positions (contracts) that are characterized by the very high liquidity rate, such as deposits, short-term loans, repo-agreements and so on.

MTF – multilateral trading facility, is the term used by the revised Markets in Financial Instruments Directive (MiFID II) to designate securities exchanges that are not a regulated market (such as the London Stock Exchange, for example).

Multi-employer pension funds* – are funds that pool the assets of pension plans established by various plan sponsors. There are three types of multi-employer pension funds:

- a) for related employers i.e. companies that are financially connected or owned by a single holding group (group pension funds);
- b) for unrelated employers who are involved in the same trade or business (industry pension funds);
- c) for unrelated employers that may be in different trades or businesses (collective pension funds).

NAV – Net Asset Value, or the amount to which the market capitalisation of a financial product (for this report, pension funds' or insurance funds' holdings) or a share/unit of it arises at a given point. In general, the Net Asset Value is calculated per unit or share of a collective investment scheme using the daily closing market prices for each type of security in the portfolio.

Net rate of return* – is the rate of return of an asset or portfolio over a specified time period, after discounting any fees of commissions.

Normal retirement age* – is the age from which the individual is eligible for pension benefits.

Non-contributory pension scheme* – is a pension scheme where the members do not have to pay into scheme.

Occupational pension plans* – access to such plans is linked to an employment or professional relationship between the plan member and the entity that establishes the plan (the plan sponsor). Occupational plans may be established by employers or groups of thereof (e.g. industry associations) and labour or professional associations, jointly or separately. The plan may be administered directly by the plan sponsor or by an independent entity (a pension fund or a financial institution acting as pension provider). In the latter case, the plan sponsor may still have oversight responsibilities over the operation of the plan.

OECD gross replacement rate - is defined as gross pension entitlement divided by gross pre-retirement earnings. It measures how effectively a pension system provides a retirement income to replace earnings, the main source of income before retirement. This indicator is measured in percentage of pre-retirement earnings by gender.



OECD net replacement rate - is defined as the individual net pension entitlement divided by net pre-retirement earnings, taking into account personal income taxes and social security contributions paid by workers and pensioners. It measures how effectively a pension system provides a retirement income to replace earnings, the main source of income before retirement. This indicator is measured in percentage of pre-retirement earnings by gender.

Old-age dependency ratio - defined as the ratio between the total number of elderly persons when they are generally economically inactive (aged 65 and above) and the number of persons of working age.⁷ It is a sub-indicator of the economic dependency ratio and focuses on a country's public (state) pension system's reliance on the economically active population's pensions (or social security) contributions. It is a useful indicator to show whether a public (Pillar I) pension scheme is under pressure (when the ratio is high, or the number of retirees and the number of workers tend to be proportionate) or relaxed (when the ratio is low, or the number of retirees and the number of workers tend to be disproportionate). For example, a low old-age dependency ratio is 20%, meaning that 5 working people contribute for one retiree's pension.

Open pension funds* – are funds that support at least one plan with no restriction on membership.

Pension assets* – are all forms of investment with a value associated to a pension plan.

Pension fund administrator* – is(are) the individual(s) ultimately responsible for the operation and oversight of the pension fund.

Pension fund governance* – is the operation and oversight of a pension fund. The governing body is responsible for administration, but may employ other specialists, such as actuaries, custodians, consultants, asset managers and advisers to carry out specific operational tasks or to advise the plan administration or governing body.

Pension fund managing company* – is a type of administrator in the form of a company whose exclusive activity is the administration of pension funds.

Pension funds* – the pool of assets forming an independent legal entity that are bought with the contributions to a pension plan for the exclusive purpose of financing pension plan benefits. The plan/fund members have a legal or beneficial right or some other contractual claim against the assets of the pension fund. Pension funds take the form of either a special purpose entity with legal personality (such as a trust, foundation, or corporate entity) or a legally separated fund without legal personality managed by a dedicated provider (pension fund management company) or other financial institution on behalf of the plan/fund members.

Pension insurance contracts* – are insurance contracts that specify pension plans contributions to an insurance undertaking in exchange for which the pension plan benefits will be paid when the members reach a specified retirement age or on earlier exit of members from the plan. Most countries limit the integration of pension plans only into pension funds, as the financial vehicle of the pension plan. Other countries also consider the pension insurance contract as the financial vehicle for pension plans.

Pension plan* – is a legally binding contract having an explicit retirement objective (or – in order to satisfy tax-related conditions or contract provisions – the benefits can not be paid at all or without a significant penalty unless the beneficiary is older than a legally defined retirement age). This contract

⁷ See Eurostat definition: <http://ec.europa.eu/eurostat/web/products-datasets/product?code=tsdde511>.



may be part of a broader employment contract, it may be set forth in the plan rules or documents, or it may be required by law. In addition to having an explicit retirement objective, pension plans may offer additional benefits, such as disability, sickness, and survivors' benefits.

Pension plan sponsor* – is an institution (e.g. company, industry/employment association) that designs, negotiates, and normally helps to administer an occupational pension plan for its employees or members.

Pension regulator* – is a governmental authority with competence over the regulation of pension systems.

Pension supervisor* – is a governmental authority with competence over the supervision of pension systems.

Personal pension plans* - Access to these plans does not have to be linked to an employment relationship. The plans are established and administered directly by a pension fund or a financial institution acting as pension provider without any intervention of employers. Individuals independently purchase and select material aspects of the arrangements. The employer may nonetheless make contributions to personal pension plans. Some personal plans may have restricted membership.

Private pension funds* – is a pension fund that is regulated under private sector law.

Private pension plans* – is a pension plan administered by an institution other than general government. Private pension plans may be administered directly by a private sector employer acting as the plan sponsor, a private pension fund or a private sector provider. Private pension plans may complement or substitute for public pension plans. In some countries, these may include plans for public sector workers.

Public pension plans* – are pensions funds that are regulated under public sector law.

Public pension plans* – are the social security and similar statutory programmes administered by the general government (that is central, state, and local governments, as well as other public sector bodies such as social security institutions). Public pension plans have been traditionally PAYG financed, but some OECD countries have partial funding of public pension liabilities or have replaced these plans by private pension plans.

Rate of return* – is the income earned by holding an asset over a specified period.

REIT(s) or Real Estate Investment Trust(s) is the most common acronym and terminology used to designate special purpose investment vehicles (in short, companies) set up to invest and commercialise immovable goods (real estate) or derived assets. Although the term comes from the U.S. legislation, in the E.U. there are many forms of REITs, depending on the country since the REIT regime is not harmonised at E.U. level.

Replacement ratio* – is the ratio of an individual's (or a given population's) (average) pension in a given time period and the (average) income in a given time period.

Service period* – is the length of time an individual has earned rights to a pension benefits.

Single employer pension funds* – are funds that pool the assets of pension plans established by a single sponsor.

Supervisory board* – is(are) the individual(s) responsible for monitoring the governing body of a pension entity.



System dependency ratio* – typically defined as the ratio of those receiving pension benefits to those accruing pension rights.

TEE system* – is a form of taxation of pension plans whereby contributions are taxed, investment income and capital gains of the pension fund are exempt, and benefits are also exempt from personal income taxation.

Trust* – is a legal scheme, whereby named people (termed trustees) hold property on behalf of other people (termed beneficiaries).

Trustee* – is a legal scheme, whereby named people (termed trustees) hold property on behalf of other people (termed beneficiaries).

UCITS – or Undertakings for Collective Investment in Transferable Securities, is the legal form under E.U. law for mutual investment funds that are open to pool and invest funds from any individual or institutional investor, and are subject to specific authorisation criteria, investment limits and rules. The advantage of UCITS is the general principle of home-state authorisation and mutual recognition that applies to this kind of financial products, meaning that a UCITS fund established and authorised in one E.U. Member State can be freely distributed in any other Member State without any further formalities (also called *E.U. fund passporting*).

Unfunded pension plans* – are plans that are financed directly from contributions from the plan sponsor or provider and/or the plan participant. Unfunded pension plans are said to be paid on a current disbursement method (also known as the pay as you go, PAYG, method). Unfunded plans may still have associated reserves to cover immediate expenses or smooth contributions within given time periods. Most OECD countries do not allow unfunded private pension plans.

Unprotected pension plan* – is a plan (personal pension plan or occupational defined contribution pension plan) where the pension plan/fund itself or the pension provider does not offer any investment return or benefit guarantees or promises covering the whole plan/fund.

Voluntary contribution – is an extra contribution paid in addition to the mandatory contribution a member can pay to the pension fund in order to increase the future pension benefits.

Voluntary occupational pension plans - The establishment of these plans is voluntary for employers (including those in which there is automatic enrolment as part of an employment contract or where the law requires employees to join plans set up on a voluntary basis by their employers). In some countries, employers can on a voluntary basis establish occupational plans that provide benefits that replace at least partly those of the social security system. These plans are classified as voluntary, even though employers must continue sponsoring these plans in order to be exempted (at least partly) from social security contributions.

Voluntary personal pension plans* – Participation in these plans is voluntary for individuals. By law individuals are not obliged to participate in a pension plan. They are not required to make pension contributions to a pension plan. Voluntary personal plans include those plans that individuals must join if they choose to replace part of their social security benefits with those from personal pension plans.

Wage indexation* – is the method with which pension benefits are adjusted taking into account changes in wages.



Waiting period* – is the length of time an individual must be employed by a particular employer before joining the employer’s pension scheme.

Winding-up* – is the termination of a pension scheme by either providing (deferred) annuities for all members or by moving all its assets and liabilities into another scheme.

World Bank multi-pillar model – is the recommended design, developed by the World Bank in 1994, for States that had pension systems inadequately equipped to (currently and forthcoming) sustain a post-retirement income stream for future pensioners and alleviate the old-age poverty risk. Simpler, it is a set of guidelines for States to either enact, reform or gather legislation regulating the state pension and other forms of retirement provisions in a form that would allow an increased workers’ participation, enhance efficiency for pension savings products and a better allocation of resources under the principle of solidarity between generations.

The standard design of a robust pension system would rely on five pillars:

- a) the non-contributory scheme (pillar 0), through which persons who do not have an income or do not earn enough would have insured a minimum pension when reaching the standard retirement age;
- b) the public mandatory, Pay-As-You-Go (PAYG) scheme (**Pillar I**), gathering and redistributing pension contributions from the working population to the retirees, while accumulating pension rights (entitlements) for the future retirees;
- c) the mandatory funded and (recommended) privately managed scheme (**Pillar II**), where workers’ contributions are directed to their own accumulation accounts in privately managed investment products;
- d) the voluntary privately managed retirement products (**Pillar III**), composed of pension savings products to which subscription is universal, contributions and investments are deregulated and tax-incentivised;
- e) the non-financial alternative aid scheme (pillar IV), through which the state can offer different forms of retirement support – such as housing or family support. Albeit the abovementioned, the report focuses on the “*main pillars*”, i.e. Pillar I, II and III, since they are the most significant (and present everywhere) in the countries that have adopted the multi-pillar model.

Definitions with “*” are taken from OECD’s Pensions Glossary - <http://www.oecd.org/daf/fin/private-pensions/38356329.pdf>.



Contributors

Carsten Andersen, Msc. Economics, University of Copenhagen, has been working for the Danish Insurance Association for 23 years as Deputy General Manager. Retired in 2017.

Lubomir Christoff, PhD, ChFC is co-founder and Chairman of the Institute of Certified Financial Consultants (ICFC) in Bulgaria, the only non-governmental body in Bulgaria granting financial planning certification to individuals. Christoff is a member of the Securities Markets Stakeholder Group at ESMA (European Securities & Markets Authority). Previously he has served as an Advisor to the Executive Director of the World Bank and Chief Economist of the Bulgarian National Bank.

Didier Davydoff is the former director of the European Savings Institute (“Observatoire de l’Épargne Européenne”), and now serves as a personal member of the Association. He is the author of numerous articles and books related to savings, stock indices, markets and their regulation.

Marissa Diaz studies International Law with a specialisation in Conflict and Security at the University of Kent’s Brussels School of International Studies. She received her B.A. in International Studies from the University of San Francisco. She has previously worked in Washington D.C., San Francisco, and Hong Kong.

Laetitia Gabaut is an economist who graduated from the Toulouse School of Economics. She joined the European Savings Institute in 2010, where she is in charge of the “Overview of Savings” publication. She has been involved in European projects related to savers’ behaviour and to retirement savings.


Johannes Hagen is an Assistant Professor in Economics at Jönköping International Business School in Sweden. He graduated from Uppsala University in 2016 and conducts research primarily within the field of public finance with a special interest in retirement behaviour and pensions.

Fernando Herrero is currently the Secretary General for the Association of Consumers and Users of Banks, Savings Banks and Insurance (Spain), ADICAE, and member of its Board of Directors.

Arnaud Houdmont is Chief Communications Officer at BETTER FINANCE. Prior to his career in communications and research in the heart of Europe, he earned a master’s degree in Global Communication from Goldsmith’s College and a bachelor’s degree in International relations from Sussex University.

Aleksandra Mączyńska is the Executive Director of BETTER FINANCE. She is a member of the EC Financial Services User Group (FSUG) and she was recently appointed by EIOPA as a member of its Occupational Pensions Stakeholder Group (OPSG). Previously she worked for the Polish consumer and competition watchdog and was an expert on various EU Council Working Parties such as the WP on Financial Services and the WP on Competition.

Lorenzo Marchionni is research assistant at BETTER FINANCE. Previously he worked for the Italian Forum for Sustainable Finance and the International Fund for Agricultural Development. After having obtained a bachelor’s degree in business administration from the University of Florence he specialized in Banking, Corporate Finance and Financial Markets from the University of Pisa.



Michal Mešťan is a PhD. student in Finance and a founder of Talent and Research Centre at Matej Bel University in Slovakia. He is a member of the CFA Society Czech Republic Partners for Slovakia as a volunteer responsible for University Outreach. He holds a master's degree in Finance and focuses on financial engineering and individual asset-liability management models. Professionally, he builds robo-advice models oriented on long-term investing.

Edin Mujagić is a Dutch economist and journalist and holds a degree in Monetary Economics from the University of Tilburg. He is a member of the Economists' Club at Project Syndicate and founded the independent macro-economic consultancy Oranje Lelie. Youngest ever member of the Monetary Circle in the Netherlands, Mujagić is currently aligned to Tilburg University.

Grégoire Naacke has been appointed in July 2018 as the new director of the European Savings Institute ("Observatoire de l'Épargne Européenne"), a non-profit organisation promoting and coordinating data and research on European savings. He was previously Head of Operations at the World Federation of Exchanges and worked as an economist both at the European Savings Institute and World Federation of Exchanges for more than 10 years.

Lina Strandvåg Nagell is Administration and Finance Assistant at BETTER FINANCE. She studied Comparative Politics and Economics at the University of Bergen and specialized in the financialization of commodities through her studies at the European University at St. Petersburg (Masters). Before joining the BETTER FINANCE team, Lina completed a master's degree at the Brussels School of International Studies in International Law focused on international bank' capital requirements.

Guillaume Prache is the Managing Director of BETTER FINANCE. He is a member of the EIOPA (European Insurance and Occupational Pensions Authority) Occupational Pensions Stakeholder Group, of the EBA (European Banking Authority) Stakeholder Group, and former chair of the ESMA (European Securities & Markets Authority) Securities and Markets Stakeholder Group.

Joanna Rutecka-Góra is associate professor at the Warsaw School of Economics where she conducts research on old-age pension systems, insurance markets and consumer protection on financial markets. She cooperated with the Polish Financial Ombudsman and was an advisor to the President of the Polish Chamber of Pension Funds. She is an active member of the Polish Association of Social Policy, the Polish Pension Group SGH and the European Network for Research on Supplementary Pensions.

Ján Šebo is Associate Professor at Matej Bel University in Slovakia and Consultant at the Institute of Savings and Investment. He is a member of the Financial Services User Group of the European Commission and of the European Insurance and Occupational Pensions Authority's Occupational Pensions Stakeholder Group. He focuses on the pension systems research and professionally consults on the design and implementation of private pension schemes.

Ștefan Dragoș Voicu is Research Officer at BETTER FINANCE and joined the team after having obtained two bachelor's degree in law (Romanian law from University of Bucharest and European and French Law from University Paris-Sorbonne) and a master's degree in E.U. Law (Leiden University). He specialises in Financial Services Regulation, with a focus on mutual investment funds and retirement savings products.



Pension Savings: The Real Return

2018 Edition

Country Case: Romania

Rezumat

Populația României scade și îmbătrânește într-un ritm accelerat, ceea ce – în absența reformelor necesare – va declanșa “bomba demografică” în câteva decenii. În cursul anului 2017 evoluția randamentelor reale ale planurilor de pensii din România poate fi caracterizată ca o creștere puternică, unde compunerea portofoliilor ambelor tipuri de scheme este aproape identică și, prin urmare, generează randamente brute similare. Cu toate acestea, randamentul net al Pilonului III este influențat în mod semnificativ de structura comisioanelor substantial mai mari (aproape de 4 ori mai mari) și astfel, pe termen lung, va genera randamente mai mici decât omologele din Pilonul II. Per total, randamentele produselor de pensie din Pilonul II și Pilonul III sunt pozitive și mult deasupra nivelului inflației.

Summary

Romania’s population is rapidly decreasing and aging, which, unless the country adopts the necessary reforms, will lead to the explosion of the demographic bomb in a few decades. The evolution of the real returns of pension schemes in Romania in 2017 can be characterized as a solid performance, where both schemes have almost identical portfolio structures and thus generate similar gross returns. However, Pillar III net performance is significantly influenced by the high fee structure (almost 4-times higher) and will, in the long-run, deliver lower returns than Pillar II peers. Overall, the real return of pension funds in Pillar II as well as Pillar III are positive and well above the inflation.

Introduction

The Romanian old-age pension system is based on the World Bank’s multi-pillar model, which consists of three main pillars:

- Pillar I – State pension organized as a mandatory Pay-As-You-Go (PAYG) scheme;
- Pillar II – Organised as a mandatory, funded and defined contribution pension scheme, Pillar III – A supplementary pension scheme, based on the principle of voluntary participation with the defined-contribution characteristic; Romania’s



multi-pillar pension reform began in 2007, when Pillar III was added into the pension system (collecting the first contributions) and became voluntary for all persons earning any type of income. Pillar II was put into place in 2008 (collecting the first contributions) and became mandatory for all employees aged under 35.

Table RO1. Pensions system in Romania		
National House of Public Pensions	Private Pension System Supervisory Commission	
PILLAR I	PILLAR II	PILLAR III
State Pension	Funded pension	Voluntary pension
Law no.263/2010 on the unitary public pension system	Law no.411/2004 on the privately-managed pension funds, republished, including subsequent amendments and additions	Law no.204/2006 on the voluntary pensions, including subsequent amendments and additions
Mandatory	Mandatory	Voluntary
Publicly-managed	Privately managed pension funds	
PAYG	Funded	
DB (Defined Benefit scheme)	DC (Defined Contribution scheme)	
The possibility of early and partially early retirement, contingent upon the fulfillment of the age conditions and the contribution stage provided by the law and the accumulated points.	Individual personal pension accounts	
	Withdrawal from the system is only allowed through retirement.	The participant can, at any time, suspend or stop the contribution payment (they remain members in the system until retirement).
Quick facts		
Number of old-age pensioners: 4.7 mil. ²⁴¹	Administrators: 7	Administrators: 8
Coverage: 6.02 mil.	Funds: 7	Funds: 10
Average old-age pension: €230	Custodians: 3	Custodians: 2
Average salary (gross): €893	Brokers: 14	Brokers: 21
Average replacement ratio: 32.06%	Assets under Management: €8.53 bln	Assets under Management: €0.38 bln
	Participants: 7.08 mil.	Participants: 0.45 mil.

Source: Own elaboration based on CNPP, ASF and INSSE data, 2018; *Notes:* Exchange rate RON/EUR = 4.6585; data on average old-age pension and gross salary represents annual average; data on the number of old-age pensioner are as of December 2017; data on number of participants and assets under management as of December 2017

²⁴¹ Mean number of pensioners in 2017 – see CNPP, ‘Statistics Pillar I = Annual statistics for 2017’ https://www.cnpp.ro/indicatori-statistici-pilon-i?p_p_id=101_INSTANCE_svWpDmJy1qVq&p_p_lifecycle=0&p_p_state=normal&p_p_mode=view&p_p_col_id=column-1&p_p_col_count=2&p_r_p_564233524_tag=2017.



The overall coverage of Pillar II, measured as a ratio between the number of participants and the economically active population, was almost 80% in 2017, while Pillar III covered only 5% of the economically active population. Thus, we can expect that future pension income stream will be influenced mostly by Pillar II pensions, while Pillar III will generate an insignificant part of individuals income during retirement.

Pillar I – State Pensions

The first pillar of the Romanian pension system is organized on the PAYG principle of redistribution, being funded on an ongoing basis and functioning on the defined-benefit rule.

The state (through the National House of Public Pensions, a public institution constituted for this purpose in particular²⁴²) collects the social pension contribution from the contributors²⁴³ and immediately pays the pensions to the current retirees.²⁴⁴ It is based on the principle of solidarity between generations and gives the right to pension entitlement upon retirement age, following a minimum contribution period (15 years), as provided by law.

This compulsory system is closely connected to the economic activity and income of citizens. It is 75%²⁴⁵ financed from social security contributions made by both employers and by employees, while generally consuming the biggest part (or entirety) of the social security budget.

Social security contributions are paid to the State's social security budget at a rate of 20.8% of payroll for employers and 10.5% of income (gross earnings) for employees. It should be noted that since 1 October 2014, the employer's contribution ratio has been reduced to 15.8%. This pillar is financed by contributions of economically active individuals. These contributions are directed to the CNPP, which distributes the benefit to current pensioners (system beneficiaries).

²⁴² In Romanian, „Casa Națională de Pensii Publice“, hereinafter CNPP, as per Article 4.2 read in conjunction with Article 52 (Chapter IV, Section I) of Law no. 263/2010:

<http://legislatie.just.ro/Public/DetaliuDocument/124530>.

²⁴³ According to the principle of contributivity, as per Article 2.c) of Law no. 263/2010.

²⁴⁴ According to the principle of redistribution provided in Article 2.e) of Law no. 263/2010.

²⁴⁵ In 2017, 75% of the budget was constituted from social security contributions and 25% from the consolidated state budget – see Annex no. 1/03 to Law no.7/2017 concerning the social security budget for 2017; in 2018, 88% of the budget was financed from contributions and 12% from the consolidated state budget – see Annex no. 1/03 of Law no. 3/2018 concerning the social security budget for 2018.



The pensions are calculated using a formula to an algorithm based on the mean salary score (which is calculated by comparing an individual's own salary to the average monthly salary), the correction coefficient, the full vesting period (35 years), and on pension points, which are expressed as a nominal value.

Therefore, the pension entitlement is calculated when the employee claims it and uses the values determined for that date (once), using the following formula:

Pension allowance = Mean Salary Score x Correction Coefficient x Value of the Pension Point.

The main retirement income stream is generated by Pillar I and, on average, representing 35% of the mean annual salary during the economically active period of the retiree in the second half of 2017, and 41% in 2016,²⁴⁶ while the net replacement rate generated by Pillar I was 51.6%.²⁴⁷ Thus, it can be clearly seen that Pillar I, on average and at national level, provided 68% of the retirement income.


According to Romania's legislation, starting on 1 January 2011, the standard retirement age is 63 years for women and 65 years for men. These levels will be gradually reached as follow:

- between January 2011 and January 2015, the standard age for the pensioning of women will grow from 59 years to 60 years and for men from 62 years to 65 years;
- at the end of 2015 period retirement age will gradually increase only for women from 60 years to 63 years until 2030.

Early retirement - According to Law no. 263/2010 regarding the public pension schemes (in force since 1 January 2011) claiming early pension is possible as of a maximum five years before the standard retirement age, provided the worker has at least eight or more contribution years. The deduction made on early pension payment is fixed at 0.75% for each month (9% per year), which might bring a maximum deduction of 45% from the standard pension. The deduction is applied until the standard age limit is reached.

²⁴⁶ For a detailed explanation on how the value of 45% was calculated, see Bogdan Dumitrescu, 'Surprinzătoarea formula de calcul a pensiei de stat' (Contributors.ro, April 2018) www.contributors.ro/editorial/surprinzatoarea-formula-de-calcul-a-pensiei-de-stat/ (in Romanian).

²⁴⁷ See OECD, 'Pensions at a Glance 2017: OECD and G20 Indicators' (OECD Library, 2017), page 106, https://www.oecd-ilibrary.org/docserver/pension_glance-2017-en.pdf?expires=1533208010&id=id&acname=guest&checksum=D723E9620BBEC45B10FD956DCF9A420A, data accessible here <https://data.oecd.org/pension/net-pension-replacement-rates.htm>.



Pillar II – Funded pensions

Romania's mandatory private pensions system (Pillar II) is based on the World Bank's multi-pillar model. It is a fully funded scheme, with mandatory participation and distinct and private management of funds based on personal accounts and on the defined contribution (DC) philosophy with minimum return guarantees. The minimum return guarantee means that participants will receive at least the sum of contributions, net of fees, at retirement.²⁴⁸ Each fund has to comply, during the accumulation phase with a minimum return mechanism that is set quarterly by national regulation and based on average market performance of all funds. Pillar II represents the privately-managed mandatory pensions funds or schemes.

The beginning of Pillar II in Romania is connected with three important dates:

- January – July 2007 (Authorizing the administrators),
- 17 September 2007 – 17 January 2008 (Choosing pension fund by participants),
- 20 May 2008 (Collecting the first contributions to Pillar II).

Pillar II has been mandatory since its inception for all employees paying social security contributions under the age of 35 and voluntary (optional) for employees aged 35 to 45.²⁴⁹

Contribution collection is centralized by CNPP (The National House of Public Pensions), which collects and directs the contributions towards the mandatory pension funds.

A participant contributes during his active life and will get a pension when reaching the retirement age of 65 for men and 63 for women. The starting level of contribution was at 2% of the participant's total gross salary and it should go up by 0.5 percentage points a year, to reach 6% of total gross revenues in 2017. However, these values were never reached and the value for 2017 was 5.1 p.p. and in 2018 it was lowered to 3.75 p.p. The contribution level is fixed, with no possibility to contribute less or more based on individual preferences.

The contributions to a pension fund are recorded in individual personal pension account. The savings are invested by the pension fund administrator, according to the rules and quantitative limits generally set by the law regulating Pillar II vehicles.²⁵⁰ Participants can choose only one pension fund.²⁵¹

²⁴⁸ Which, on average, equals to a 29%

²⁴⁹ Article 30 of Law no. 411/2004 regarding the privately managed pension funds.

²⁵⁰ Article 23 defines the guiding principles and rules of conduct the fund administrator must follow, Article 25 defines the quantitative limits on asset allocations and Article 28(1) lists the ineligible investments (Law no. 411/2004).

²⁵¹ Article 31 of Law no. 411/2004.



Mandatory pension funds are managed by their administrators - Pension Management Companies (PMCs). Each PMC can manage only one mandatory pension fund. Mandatory pension funds operations are similar to the investment funds. PMC must obtain several licenses from Romania's pension market regulatory and supervisory body, which is the Financial Supervisory Authority (in Romanian, *Autoritatea de Supraveghere Financiară*, 'ASF').

The ASF is in charge of control, regulation, supervision and information about private pensions as an independent administrative authority and legal entity under the control of the Romanian Parliament.

Withdrawal from the system is only allowed at the standard retirement age of participants in the private pension system.

Pillar III – Voluntary private pension

Romania's voluntary private pensions system Pillar III is also based on the World Bank's multi-pillar model. It is also a fully funded system, based on personal accounts and on the defined contribution (DC) philosophy. Pillar III represents privately-managed supplementary, voluntary pensions.

The beginning of Pillar III in Romania is connected with two important dates:

- October 2006 – May 2007 (Authorizing the administrators),
- May 2007 (Collecting the first contributions to third Pillar).

Participation is open to everybody earning an income, either employees or the self-employed. Contributions are generally made through the employers in case of employees. In case of self-employed, the contributions are sent directly on the accounts managed by pension management companies. The contributions are made by the employee, with the possibility for employers to contribute a share.

Voluntary pension funds as a special purpose vehicle are managed by their administrators - Pension Management Companies (PMCs), Life Insurance Companies (LICs) or Asset Management Companies (AMCs). Each administrator is obliged to establish and operate at least one voluntary pension fund. However, in contrast to Pillar II, administrators can manage as many funds as they wish. A voluntary pension fund operates on a similar basis as investment fund. Pension fund administrators must get several licenses from Romania's Financial Supervisory Authority.

Participants to such a fund contribute during their active life and will get a pension at the age of 60 (both woman and men) if he had accumulated at least 90 contributions. The



contribution is limited up to 15% of the participant's total gross income. The contribution level is flexible - it can be decided upon, changed, and even interrupted and resumed.

Pension Vehicles

Pillar II – Funded pensions

As indicated above, each PMC specifically authorized to provide Pillar II savings products in Romania is allowed to manage only one mandatory pension fund. At the introduction of the Pillar II, the total number of authorized administrators (funds) was 18. Consolidation started as early as 2009 and 2010. Currently (end of 2017), there are only 7 administrators offering 7 pension funds. The two biggest mandatory pension funds (AZT and NN²⁵²) serve almost 50% (according to number of participants) or 58% (according to AuM) of the market.

Each PMC is authorized and supervised by ASF. One of the most important conditions imposed on PMC is to attract at least 50,000 participants. ASF withdraws the fund's authorization if the number of participants drops below 50,000 for a quarter.

The structure of savers, assets under management and market share of respective mandatory pension fund (PMC) is presented in a table below.

Mandatory Pension Fund (PMC)	Assets under management (in €)	Market share based on AuM	Number of participants	Market share based on participants
ARIPi	730,344,149	8.56%	706,439	10.03%
METROPOLITAN LIFE*	1,206,898,981	14.14%	984,017	13.97%
AZT VIITORUL TAU	1,850,876,787	21.69%	1,532,456	21.76%
BCR	558,284,161	6.54%	604,222	8.58%
BRD	295,433,011	3.46%	384,734	5.46%
NN	3,081,121,009	36.10%	1,956,995	27.79%
VITAL	811,940,014	9.51%	873,316	12.40%
TOTAL	8,534,898,112	100.00%	7,042,179	100.00%

Source: Own calculations based on ASF data, 2018 (data as of 31 December 2017)

Note: * ALICO changed its name to METROPOLITAN LIFE (as of 31 December 2016)

Mandatory pension funds' investment strategy is very strictly regulated. The law imposes percentage limits for different asset classes.

²⁵² ING has changed its name to NN during the rebranding in 2015.



Mandatory pension funds can invest:

- up to 20% in money market instruments;
- up to 70% in State bonds of Romania, the EU or EEA;
- up to 30% in bonds and other transferable securities issued by the local public administrations in Romania, the EU or EEA, traded on a regulated market in RO, EU or EEA;
- up to 50% in securities traded on a regulated market in Romania. the EU or EEA;
- up to 15% in bonds issued by third-party states, traded on a regulated market in Romania, the EU or EEA;
- up to 10% in bonds and other transferable securities issued by the local public administration in third-party states, traded on a regulated market in Romania. the EU or EEA;
- up to 15% in bonds issued by the World Bank. the European Bank for Reconstruction and Development and the European Investment Bank, traded on a regulated market in Romania, the EU or EEA;
- up to 5% in bonds issued by Non-governmental Foreign Bodies, traded on a regulated market in Romania, the EU or EEA;
- up to 5% in units issued by Undertakings for Collective Investment in Transferable Securities – UCITS, including ETF in Romania, the EU or EEA;
- up to 3% in ETC's and equity securities issued by non UCITS set up as closed investment funds, traded on a regulated market in Romania, the EU or EEA;
- up to 10% in private equity - only for voluntary pension funds.


There is no explicitly defined general quantitative limit on equity investments.

Aside from the quantitative restrictions by asset class, fund managers have quantitative limits by type of issuer:

- 10% of the total number of shares issued by one issuer;
- 10% of the preferential shares issued by one issuer;
- 25% of the equity securities issued by an UCITS, ETF, non UCITS closed investment fund or ETC;
- 10% of an issuer's bonds, with the exception of the state bonds.

Mandatory pension funds can invest all their assets abroad. There are no explicit restrictions regarding investments made abroad.

Pension funds can have one of three possible risk profiles, which are calculated on a daily basis according to a formula established by ASF regulations:



- low risk (risk level up to and including 10%),
- medium risk (risk level between 10%, exclusively, and 25%, inclusively),
- high risk (risk level between 25%, exclusively, and 50%, inclusively).

Pillar III – Voluntary private pensions

The Romanian Pillar III allows each administrator (PMC, LIC or AMC) to manage as many voluntary pension funds as they prefer. At its inception, there were only four providers and six voluntary pension funds. Currently (at the end of 2017), there are eight providers offering 10 voluntary pension funds. Only two administrators (NN and AZT) are currently offering more than one voluntary pension fund.

Each administrator in Pillar III (PMC, LIC or AMC) is authorized by ASF and must get several licenses from ASF. ASF withdraws the fund's authorization if the number of participants drops below 100 for a quarter.

Voluntary pension funds are also constituted by civil contract and authorized by ASF. Accounting of the voluntary pension fund is separated from the administrator.

Investment rules in the voluntary private pension pillar are the same as in the mandatory pillar (see quantitative and restriction limits for different asset classes in the text above), with less strict limits on private equity (5%) and commodities (5%).

The structure of savers, assets under management and market share of respective voluntary pension fund is presented in a table below.

Table RO3. Voluntary pension funds market share in Romania (Pillar III)					
Risk profile	Voluntary pension fund	Assets under management (in €)	Market share based on AuM	Number of members	Market share based on participants
High	FPF AZT VIVACE	18,141,450	4.75%	20,386	4.57%
	FPF NN ACTIV	42,569,365	11.14%	43,299	9.71%
Medium	FPF AZT MODERATO	45,632,260	11.94%	38,381	8.60%
	FPF BCR PLUS	68,404,744	17.90%	130,347	29.22%
	FPF BRD MEDIO	20,509,346	5.37%	23,994	5.38%
	FPF NN OPTIM	153,038,922	40.04%	159,438	35.74%
	FPF PENSIA MEA	12,973,791	3.39%	9,839	2.21%
	FPF RAIFFEISEN ACUMULARE	15,713,989	4.11%	11,442	2.56%
	FPF STABIL	3,768,964	0.99%	5,185	1.16%
	FPF AEGON ESENTIAL	1,468,050	0.38%	3,82	0.86%
TOTAL		382,220,880	100.00%	446,131	100.00%

Source: Own calculations based on ASF data, 2018 (data as of 31 December 2017)



Charges

Pillar II – Funded pensions

According to the Mandatory Pensions Law, the fund manager's income resulted from the administration of privately administered pension funds are composed of:

- management fees and commissions;
- transfer penalties (covered from personal assets, in case of moving to another fund/PFC earlier than in 2 years – between 3.5% and 5%);
- tariffs for additional information services, in particular:
 - Depository commission (depository fee);
 - Transaction costs (trading fees);
 - Bank commissions (banking fees);
 - Fund auditing taxes (pension fund auditing fees).

The administration fee is established by:

- a) deducting an amount from the contributions paid, but not higher than 2.5%, before the conversion of contributions into fund units (Management commission);
- b) deducting a percentage from the total net assets of the fund, but not higher than 0.05% per month (up to 0.6% per year) established by the pension scheme's prospectus (Management fee).

The transfer penalty represents the amount paid by the participant in the event of a transfer to another administrator, occurring within two years of the subscription date to the private pension fund, with the maximum ceiling of this penalty being established by ASF and set at maximum 5% of assets (Norm CSSPP 12/2009 for Pillar II and Norm 14/2006 for Pillar III).

The fund also pays for the annual auditing fee (Fund auditing taxes) and the rest of the fund's expenses (custody, depository, transaction/trading expenses) must be supported by the pension company (the administrator).

The next table compares effective charges of mandatory pension funds in Pillar II over time (calculated via total and net NAV).




Table RO4. Effective charges in mandatory pension funds (Pillar II) in %

Mandatory pension fund	2008	2009	2010	2011	2012	2013	2014	2015	2016	2017
ARIPI	1.23	0.86	0.75	0.68	0.63	0.62	0.62	0.63	0.61	0.58
METROPOLITAN LIFE	0.54	0.70	0.65	0.61	0.62	0.60	0.59	0.60	0.58	0.56
AZT VIITORUL TAU	0.56	0.69	0.66	0.60	0.61	0.61	0.60	0.60	0.58	0.56
BCR	1.69	0.93	0.75	0.64	0.63	0.62	0.63	0.61	0.58	0.56
BRD	2.04	1.11	0.87	0.75	0.70	0.62	0.62	0.64	0.60	0.56
NN	0.55	0.62	0.61	0.58	0.62	0.60	0.60	0.60	0.58	0.56
VITAL	0.00	0.58	0.79	0.70	0.65	0.64	0.61	0.61	0.58	0.56
EUREKO	0.36	0.12	0.84	0.60	0.60	0.60				
PENSIA VIVA	0.12	0.60	0.60	0.60	0.60					
BANCPOST	8.04									
KD	5.88	0.60								
OMNIFORTE	2.04									
OTP	14.64	6.00								
PRIMA PENSIE	8.88	6.72								
TOTAL	0.77	0.70	0.66	0.61	0.62	0.61	0.60	0.60	0.58	0.56

Source: Own calculations based on ASF data, 2018 (data as of 31 December 2017)

Pillar III – Voluntary private pensions

According to the Voluntary Pensions Law, the administrator shall charge a fee from participants and beneficiaries for the management of a pension fund.

- The levels of fees shall be established in the pension scheme prospectus and shall be the same for all participants and beneficiaries;
- Participants shall be notified of any change to the fees at least 6 months before it is applied.

The administrator's revenue will come from:

- management commission (up to 5% from the contributions) and management fee (up to 0.2% monthly from total gross assets in pension fund);
- transfer penalties (covered from personal assets, in case of moving to another fund/PFC earlier than in 2 years – 5%);
- fees for services requested by participants:



- Depository commission (depository fee);
- Transaction costs (trading fees);
- Bank commissions (banking fees);
- Fund auditing taxes (pension fund auditing fees).

Management fees are made up of:

- a) deduction of a percentage from contributions paid by participants; this percentage cannot be higher than 5% and must be made before contributions are converted into fund units (Management commission);
- b) deduction of a negotiated percentage from the net assets of the voluntary pension fund; this percentage cannot be higher than 0.2% per month and shall be mentioned in the pension scheme prospectus (Management fee).

A transfer penalty is applicable (paid by the participant) in the event of a transfer to another fund within two years of having joined the previous fund; its upper limit is established by Commission norms.

The next table compares effective charges of voluntary pension funds in pillar III over time (calculated via total and net NAV). The year 2017 brought another drop in effective annual charges, but Pillar III remains influenced by high charges.




Table RO5. Effective annual charges of voluntary pension funds (Pillar III) in %

Voluntary pension fund	2007	2008	2009	2010	2011	2012	2013	2014	2015	2016	2017
AZT VIVACE	1.05	1.47	2.83	2.83	2.52	2.06	2.00	1.91	1.84	1.74	1.67
NN ACTIV	0.04	1.64	1.85	2.38	2.19	2.34	2.14	2.09	2.17	2.10	1.95
AZT MODERATO	0.99	1.83	2.16	1.86	1.66	1.41	1.33	1.28	1.24	1.18	1.13
BCR PLUS	5.61	2.38	2.28	2.77	2.44	2.40	2.23	2.27	2.16	2.03	1.97
BRD MEDIO			0.85	1.90	1.56	2.86	2.18	2.14	2.20	2.11	1.91
CONCORDIA MODERAT*		0.00	1.44	1.44	1.44	1.44					
EUREKO CONFORT*			0.00	0.00	0.24	0.12	0.12	0.12			
NN OPTIM	0.09	1.58	1.68	2.09	1.97	2.05	1.99	1.97	2.00	1.94	1.85
PENSIA MEA	3.22	3.17	2.85	2.66	2.66	2.70	2.66	2.66	2.64	2.43	2.37
RAIFFEISEN ACUMULARE		0.15	2.93	2.40	2.23	2.15	2.43	2.26	2.47	2.16	2.06
STABIL			2.26	1.61	1.50	1.65	1.63	3.16	3.71	3.37	2.80
AEGON ESENTIAL									1.87	3.15	2.99
BRD PRIMO*			0.84	1.56							
OTP STRATEG*	n/a	n/a	0.32	0.24							
TOTAL	4.72	1.91	2.12	2.30	2.09	2.10	1.99	1.99	2.01	1.92	1.83

Source: Own calculations based on ASF data, 2018 (data as of 31 December 2017)

* Closed

Taxation

Pillar II – Funded pensions

Romania applies an EET system for the taxation of future mandatory accounts. Employee contributions are tax-deductible and investment income on the level of the pension fund is tax-exempt. Pension benefits paid out during retirement will be subject to a personal income tax (10% tax rate) above a certain level (€460 in 2018). The social security contributions have been removed as of 2018 and are supported completely from the consolidated state budget.

Pillar III – Voluntary private pensions

The amount of contributions to voluntary pension funds is fiscally deductible from each subscriber's gross monthly wage or any other assimilated revenue if the total amount is not greater than the equivalent in RON of €400 in a fiscal year. The same rule applies to the employer, meaning that the employer can deduct the amount paid to the employee's voluntary pension account up to €400 annually.



The investment returns achieved by the third pillar fund are tax exempt until the moment of payments toward subscribers' start. The pension benefits paid from Pillar III are subject to personal income tax, thus representing an 'EET' regime.

Pension Returns


Pillar II – Funded pensions

Seven asset managers offer seven mandatory pension funds in Romania. Performance analysis reveals similarities in their investment strategy, implying similarity in the pension funds' portfolio structure.

Table RO6. Pillar II pension vehicles			
Risk Profile	Mandatory pension fund	Fund Inception Day	Fund closing date
High	FPAP ARIPI	May 2008	Open
	FPAP METROPOLITAN LIFE	May 2008	Open
Medium	FPAP AZT VIITORUL TAU	May 2008	Open
	FPAP BCR	May 2008	Open
	FPAP BRD	May 2008	Open
	FPAP ING	May 2008	Open
	FPAP VITAL	May 2008	Open
	FPAP EUREKO	May 2008	Closed September 2014
No longer in operation	FPAP PENSIA VIVA	May 2008	Closed January 2013
	FPAP BANCPOST	May 2008	Closed May 2009
	FPAP KD	May 2008	Closed March 2010
	FPAP OMNIFORTE	May 2008	Closed June 2009
	FPAP OTP	May 2008	Closed January 2010
	FPAP PRIMA PENSIE	May 2008	Closed January 2010

Source: Own elaboration based on ASF data, 2018 (data as of 31 December 2017)

According to ASF's portfolio structure database, all mandatory pension funds can invest into 16 asset classes:

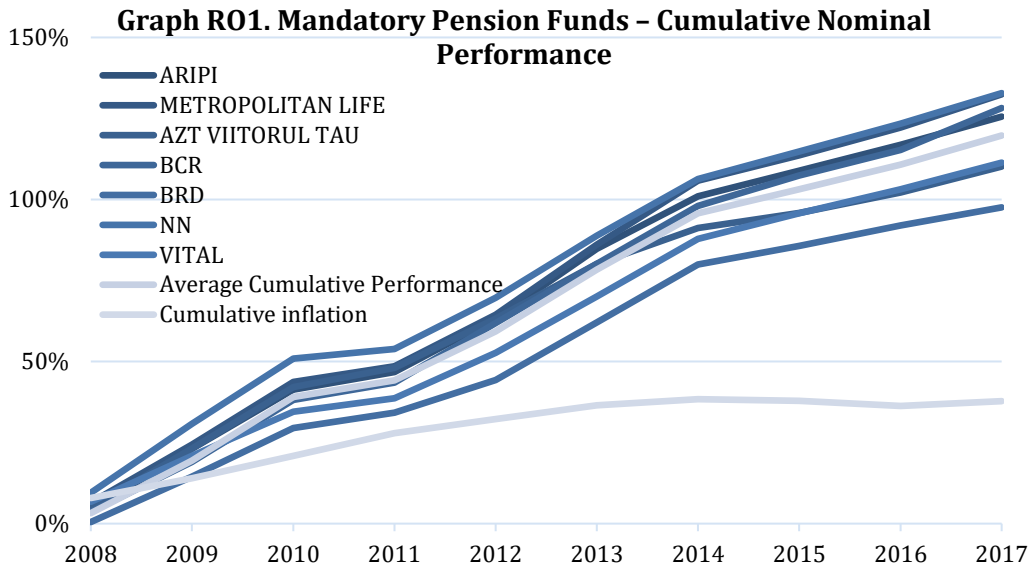
**Table RO7. Allowed asset classes for Pillar II pension funds**

Allowed asset classes for Pillar II pension funds	Asset classes used for the purpose of the study
Bank deposits	Bank deposits
Government Securities / Municipal Bonds	
Government Securities	Government Securities and Bonds
Corporate Bonds	
Supranational Bonds	
Shares	Stocks
Undertakings for Collective Investment in Transferable Securities – UCITS	Collective Investments
Other Collective Investment Undertakings – non UCITS	
Commodities and Precious Metals	Commodities and Precious Metals
Commodities and Precious Metals Funds	
Instruments for hedging risk	
Private Equity	
Infrastructure	Other
Other financial instruments	
Amounts in settlement at the end of reporting date	
Instruments for hedging risk	

Source: Own elaboration, 2018

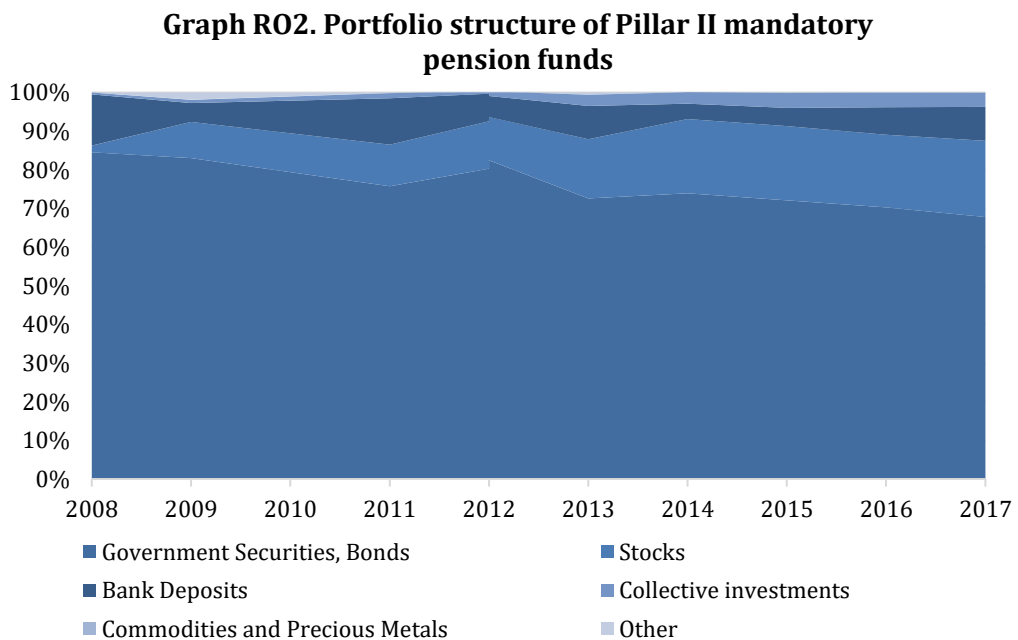
For the purpose of this study, we simplified the portfolio structure to only six main asset classes (see the table above). Romanian mandatory pension funds invest mostly in government securities and bonds asset classes. The second most important asset class (from the portfolio structure point of view) are equities and the third most important are bank deposits. Three other classes have minimal impact on pension fund's performance.

Mandatory Pension Funds' performance compared to inflation is presented below.




Source: Own calculations based on ASF data, 2018 (data as of 31 December 2017)

The portfolio structure of the Romanian Pillar II is presented below. According to the data available, currently almost 70% of all investments in Pillar II pension funds are bond investments and about 18.7% is invested in equities.



Source: Own calculations based on ASF data, 2018 (data as of 31 December 2017)



Nominal as well as real returns of Pillar II pension funds in Romania, weighted by AuM, are presented in a summary table below.

Year	Nominal return after charges, before inflation and taxes	Weighted Average	Real return after charges and inflation and before taxes	Weighted Average
2008	6.40%		-1.39%	
2009	17.57%		11.34%	
2010	15.04%		8.42%	
2011	3.22%		-2.44%	
2012	10.55%	8.38%	6.91%	4.96%
2013	11.48%		8.02%	
2014	8.92%		7.42%	
2015	3.69%		4.11%	
2016	3.76%		4.92%	
2017	4.26%		3.12%	

Source: Own calculations based on ASF data, 2018 (data as of 31 December 2017)

Pillar III – Voluntary private pensions

The eight asset managers offer 10 voluntary pension funds in Romania. AZT and NN are the only providers which offer two voluntary pension funds. The performance of all pension funds shows the same finding as with Pillar II mandatory pension funds - there is similarity in voluntary pension funds' investment strategy. Performance results also imply a similarity in pension funds' portfolio structure.

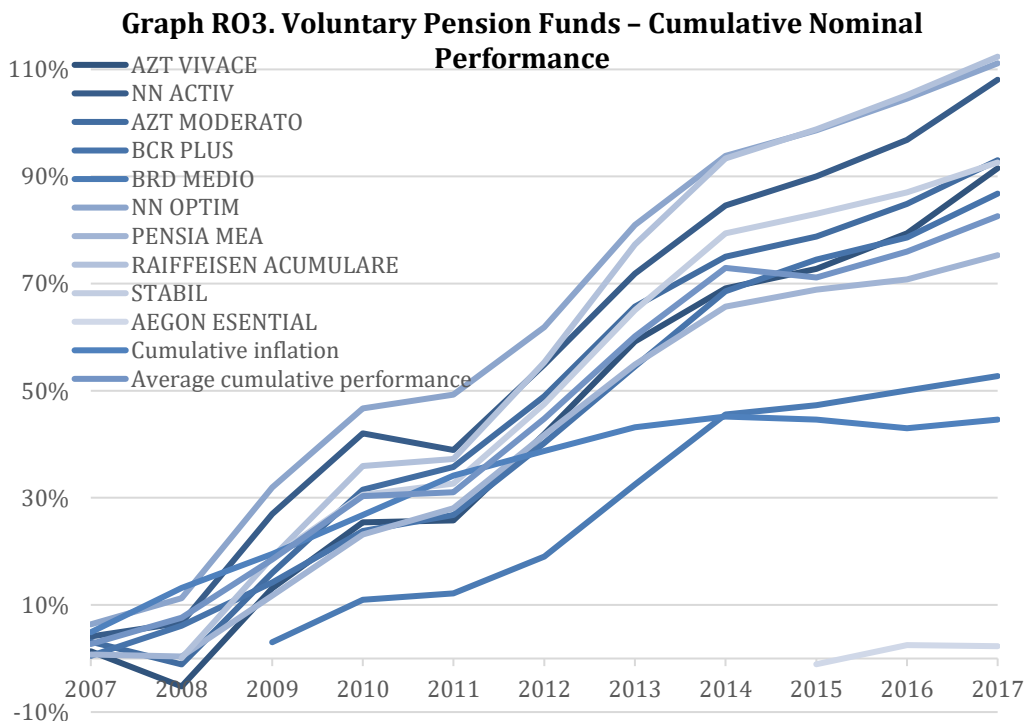


Table RO9. Pillar III pension vehicles


Risk Profile	Voluntary pension fund	Fund Inception Day	Fund closing date
High	FPF AZT VIVACE	May 2007	Open
	FPF NN ACTIV	May 2007	Open
Medium	FPF AZT MODERATO	May 2007	Open
	FPF BCR PLUS	May 2007	Open
	FPF BRD MEDIO	July 2009	Open
	FPF CONCORDIA MODERAT	September 2008	Closed February 2013
	FPF EUREKO CONFORT	February 2009	Closed in June 2015
	FPF NN OPTIM	May 2007	Open
	FPF PENSIA MEA	May 2007	Open
	FPF RAIFFEISEN ACUMULARE	July 2008	Open
	FPF STABIL	April 2009	Open
	FPF AEGON ESENTIAL	May 2015	Open
Low	FPF BRD PRIMO	July 2009	Closed December 2011
	FPF OTP STRATEG	December 2007	Closed December 2011

Source: Own elaboration based on ASF data, 2017 (data as of 31 December 2016)

All voluntary pension funds' performance on an annual basis as well as cumulative basis compared to inflation is presented in the graph below.



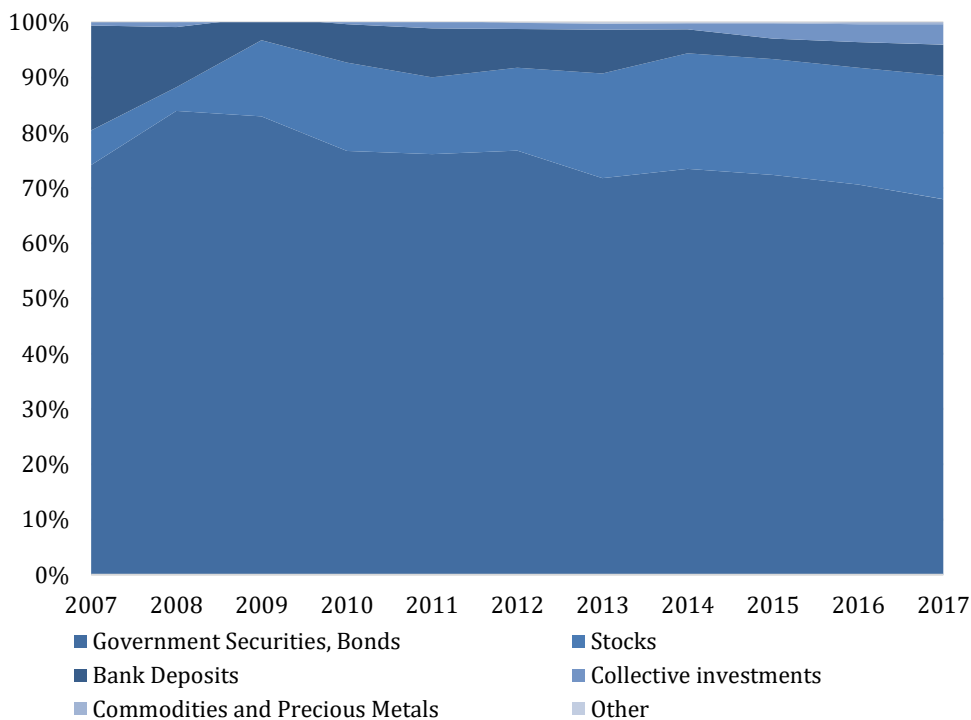
Source: Own calculations based on ASF data, 2018 (data as of 31 December 2017)



Analyzing the portfolio structure of voluntary pension funds based on ASF data, we can conclude that most of the performance is tied to the Government Securities and Bonds asset classes. The second most important asset class (from the portfolio structure point of view) is equities and the third most important is bank deposits. The three other classes have minimal impact on pension fund’s performance results.


Portfolio structure of Romanian Pillar III voluntary pension funds is presented below. According to the data for 2017, currently about 68% of all investments in Pillar III pension funds are bond investments and about 22% is invested in stocks with rising portion of collective investment vehicles (UCITS funds). Overall, Pillar III portfolio structure is very similar to that of Pillar II.

Graph R04. Portfolio structure of Pillar III voluntary pension funds



Source: Own calculations based on ASF data, 2018 (data as of 31 December 2017)

Nominal as well as real returns of voluntary pension funds in Romania, weighted by AuM, are presented in a summary table below. It should be mentioned that similar portfolios generate similar gross returns, so the difference between the Pillar II and Pillar III schemes can be explained mostly by the effect of charges.



Romanian pillar III is also a fully funded system based on personal accounts and on the defined contribution (DC) philosophy. Pillar III represents privately-managed supplementary pensions. This system is opened to all income cohorts. The tax advantage contribution is limited to 15% of participant's total gross income.

Voluntary pension funds in Pillar III are managed by their administrators - Pension Management Companies (PMCs), Life Insurance Companies (LICs) or Asset Management Companies (AMCs). Each administrator is obliged to establish and operate at least one voluntary pension fund. Currently, there are eight providers offering 10 voluntary pension funds. Pillar III market is fairly concentrated, where three dominant players cover almost 90% of the market.

Mandatory as well as voluntary pension funds' investment strategy is strictly regulated. The law imposes percentage limits and restrictions for different asset classes. It must be noted that investment rules in mandatory and voluntary system are very similar. This fact logically causes implications on portfolio structure, thus also on performance of mandatory and voluntary pension funds in Romania. Currently about 70% of all investments in Pillar II as well as Pillar III pension funds are bond investments (Romanian Government Money market instruments and Bonds) and only about 19% is invested in equities.

Overall, the real return of pension funds in Pillar II as well as Pillar III are positive and well above the inflation. However, considering the fee structure, Pillar II savers are better positioned as the charges are almost 4-times lower than the fees applied in Pillar III.



Bibliography

- CENAR. I. 2010. The Financial - Accounting Image for The Public Benefits Of Retirement. In: Annals of the University of Petrosani. Economics. 10(3). 2010.
- FRUNZARU. V. Romanian pension system. An evaluation from the European Perspective. Economic Publishing House. 2007.
- MUNTEAN. L. – STANCIU. A. P. 2011. Deductibility of Contributions to Voluntary Private Pensions. In: Annals of the University of Petroșani. Economics. 11(4). 2011.
- NOVAC. L. E. – BADEA. D. G. 2007. The Evolution of Pension Funds on the Romania market. In: Review of Management and Economical Engineering. Vol. 6. No. 6. 2007

Internet sources:

- Privatepensions.ro (<http://www.privatepensions.ro>)
- Financial Supervisory Authority (<https://asfromania.ro/en/>)
- Eurostat (<http://epp.eurostat.ec.europa.eu/>)
- Country report ROMANIA by Stefan Ruxandra Cristina (<http://www.efbww.org/pdfs/26%20-%20Romania%20GB.pdf>)
- THE PENSION SYSTEM IN ROMANIA (http://cef-see.org/pension_reform/Romania.pdf)



Imprint

Editor and Publisher

The European Federation of Investors and Financial Services Users
Rue du Lombard 76
1000 Brussels
Belgium
info@betterfinance.eu

Coordinators

Ján Šebo
Ștefan Dragoș Voicu

Contributors

Carsten Andersen
Didier Davydoff
Marissa Diaz
Lubomir Christoff
Laetitia Gabaut
Johannes Hagen
Fernando Herrero
Arnaud Houdmont

Aleksandra Mączyńska
Lorenzo Marchionni
Michal Mešťan
Edin Mujagic
Grégoire Naacke
Guillaume Prache
Joanna Rutecka-Góra
Lina Strandvåg Nagell

All rights reserved. No part of this publication may be reproduced in whole or in part without the written permission of the editor, nor may any part of this publication be reproduced, stored in a retrieval system, or transmitted in any form or by any means electronic, mechanical, photocopying, or other, without the written permission of the editor.

Copyright 2018 @ BETTER FINANCE



BETTER FINANCE activities are partly funded by the European Commission. There is no implied endorsement by the EU or the European Commission of work carried out by BETTER FINANCE, which remains the sole responsibility of BETTER FINANCE.

