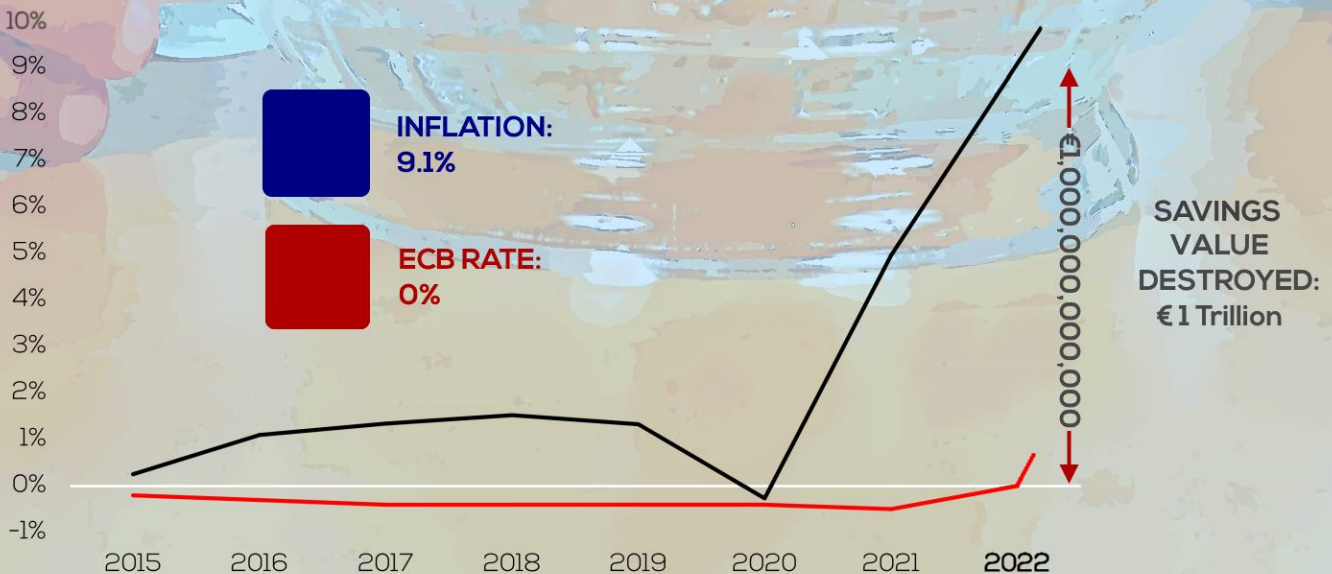


# Long-Term & Pension Savings | The Real Return

2022 Edition

**PENSIONS & LONG-TERM SAVINGS**

**FINANCIAL REPRESSION**







# Pension Savings: The Real Return

## 2022 Edition

A Research Report by BETTER FINANCE

### COORDINATORS

Aleksandra Mączyńska  
Ján Šebo  
Ștefan Voicu

### CONTRIBUTORS

Torben M. Andersen  
Daniela Danková  
Laetitia Gabaut  
Johannes Hagen  
José Antonio Herce  
Arnaud Houdmont

Matis Joab  
Gregoire Naacke  
Guillaume Prache  
Joanna Rutecka-Góra  
Dr. Thomas Url

### REVIEWERS

Ján Šebo  
Daniela Danková  
Aleksandra Mączyńska  
Ștefan Voicu



## DISCLAIMER

This report is an independent research publication, elaborated through the efforts of its independent coordinators, contributors, and reviewers.

The data published in this report stems from publicly available sources (national statistics institutes, regulatory bodies, international organisations etc) which are disclosed throughout the report.

The authors and contributors produce and/or update the contents of this report in good faith, undertaking all efforts to ensure that there are no inaccuracies, mistakes, or factual misrepresentations of the topic covered.

Since the first edition in 2013, and on an ongoing basis, **BETTER FINANCE invites all interested parties to submit proposals and/or data wherever they believe that the gathered publicly available data is incomplete or incorrect** to the email address [info@betterfinance.eu](mailto:info@betterfinance.eu).



# Pension Savings: The Real Return

2022 Edition

## Executive Summary

*“With the two of three worst financial meltdowns of the past hundred years occurring in the past 12 years, can our societies rely on financial markets to deliver decent retirement outcomes for millions around the world?”<sup>1</sup>*

**Strong equity returns in 2021 slowed down by inflation, which is here to stay**

**How much did pension savers earn on average?**

In this report, we aim to provide pension comparisons on every front possible. The aggregate summary return tables compare the annual average rates of returns between occupational/collective (Pillar II) pension schemes and between voluntary/individual ones (Pillar III) on 5 periods: 1, 3, 7, 10 years. These standardised periods eliminate inception and market timing biases, allowing to “purely” compare performances between different pension schemes. For information purposes, we also show the average return since data is available (last column).

Aggregate summary return table			Pillar II						
	1 year		3 years		7 years		10 years		max. available*
	2021	2020	2019-2021	2018-2020	2015-2021	2014-2020	2012-2021	2011-2020	
Austria***	3.08%	1.40%	4.12%	1.23%	1.92%	2.35%	2.68%	1.79%	1.56%
Belgium	n.a	n.a	n.a	n.a	n.a	n.a	n.a	n.a	n.a
Croatia	2.55%	8.06%	3.38%	2.81%	4.76%	4.99%	4.82%	4.10%	3.25%
Denmark	n.a.	n.a.	n.a.	n.a.	n.a.	n.a.	n.a.	n.a.	n.a.
Estonia	1.30%	7.97%	4.60%	2.10%	1.61%	2.13%	2.35%	1.31%	0.75%
France	n.a.	n.a.	n.a.	n.a.	n.a.	n.a.	n.a.	n.a.	n.a.
Germany	n.a.	3.53%	n.a.	2.23%	n.a.	2.63%	n.a.	2.46%	2.35%
Italy	1.44%	7.30%	3.96%	1.85%	1.97%	2.81%	3.30%	2.66%	0.86%
Latvia	2.21%	8.43%	4.22%	1.12%	1.15%	1.54%	2.30%	1.45%	0.05%
Lithuania	5.97%	14.92%	8.60%	4.72%	3.95%	4.07%	4.60%	3.52%	1.95%
Netherlands	0.85%	6.23%	6.58%	5.01%	3.84%	5.79%	5.00%	5.26%	2.80%
Poland	n.a.	n.a.	n.a.	n.a.	n.a.	n.a.	n.a.	n.a.	n.a.
Romania	-2,58%	2,59%	1,64%	1,81%	1,23%	2,68%	2,83%	2,95%	2,04%
Slovakia	3.38%	5.37%	3.13%	0.70%	1.59%	1.50%	1.43%	0.79%	0.21%
Spain	1.52%	2.10%	2.25%	2.40%	3.02%	3.86%	2.56%	2.86%	0.86%
Sweden	13.50%	6.45%	17.44%	8.23%	n.a.	n.a.	n.a.	n.a.	10.59%
UK	n.a.	n.a.	n.a.	n.a.	n.a.	n.a.	n.a.	n.a.	n.a.

*Source: BETTER FINANCE own composition; \*whole reporting period differs between countries; \*\*UPF data used as proxy for Pillar II; \*\*\*Pension funds used as proxy for Pillar II, 2021 data is estimated; data for Netherlands Pillar II is only occupational pension funds*

<sup>1</sup> Amin Rajan (Crate Research), ‘Coronavirus Crisis Inflicts a Double Blow to Pensions’ (FT.com, 15 April 2020) available at: <https://www.ft.com/content/bd878891-4f20-46c3-ab23-939162a85d9c>.



Voluntary pension products vary in market share based on the jurisdiction: in some cases, insurance-based products are more prevalent, whereas in some countries pension funds are preferred. The table below shows the average real net returns for supplementary pensions by standardised holding periods.

Aggregate summary return table			Pillar III						
	1 year		3 years		7 years		10 years		whole reporting period*
	2021	2020	2019-2021	2018-2020	2015-2021	2014-2020	2012-2021	2011-2020	
Austria*	0.44%	1.27%	0.96%	2.65%	1.29%	3.09%	1.50%	3.30%	1.95%
Belgium	n.a.	n.a.	n.a.	n.a.	n.a.	n.a.	n.a.	n.a.	n.a.
Croatia	2.00%	-1.41%	2.97%	2.13%	3.48%	4.57%	4.41%	3.75%	3.51%
Denmark	n.a.	n.a.	n.a.	n.a.	n.a.	n.a.	n.a.	n.a.	n.a.
Estonia	6.30%	4.51%	8.14%	2.37%	3.04%	3.19%	4.00%	2.04%	1.78%
France*	0.37%	1.13%	1.55%	0.65%	1.07%	1.43%	1.63%	1.47%	1.47%
Germany**	-3.72%	2.68%	-0.16%	1.30%	0.64%	1.62%	1.11%	1.64%	1.20%
Italy	1.92%	0.03%	3.04%	1.18%	2.18%	2.58%	3.18%	2.49%	1.91%
Latvia	-1.01%	2.14%	3.18%	0.82%	0.59%	1.75%	2.17%	1.58%	1.34%
Lithuania	0.54%	4.83%	4.65%	2.29%	2.17%	2.85%	3.37%	1.98%	1.03%
Netherlands	-2.29%	1.83%	-0.04%	1.39%	1.19%	1.14%	0.33%	0.27%	0.02%
Poland	n.a.	n.a.	n.a.	n.a.	n.a.	n.a.	n.a.	n.a.	n.a.
Romania	-3,07%	0,99%	0,60%	0,35%	0,22%	1,53%	1,90%	1,91%	-1,00%
Slovakia	1.92%	1.30%	3.03%	0.08%	0.92%	1.00%	1.39%	0.44%	0.71%
Spain	2.10%	0.86%	1.58%	1.33%	2.20%	3.08%	2.26%	1.60%	0.35%
Sweden	n.a.	n.a.	n.a.	n.a.	n.a.	n.a.	n.a.	n.a.	n.a.
UK	n.a.	n.a.	n.a.	n.a.	n.a.	n.a.	n.a.	n.a.	n.a.

Source: BETTER FINANCE own composition; \*whole reporting period differs between countries; \*\* Riester pension insurances contracts. Acquisition charges are included and spread over 5 years

Unfortunately, due to unavailability of data breakdowns, for some country cases (UK, Belgium, Denmark, Poland) we were not able to calculate the annual real average returns by Pillar. Nevertheless, the results by retirement provision vehicle are available in Graphs 19 and Table 20 in the *General Report* and on an annual basis (nominal, net and real net return) in each country case).

**Note:** For a few pension systems analysed in the report, the data available on retirement provision vehicles clearly distinguishes between Pillar II and Pillar III (such as Romania or Slovakia). In other countries, where pension savings products may be used for both Pillars, the categorisation is more difficult since return data is not separated as such. However, for reasons of simplicity and comparability, the authors of the report have put in all the necessary efforts to correctly assign each product according to the pillar it is, or should be, used for.



# Pension Savings: The Real Return

2022 Edition

## General Report

*One can supervise only what one can measure:*

*Why is this long-term savings performance report (unfortunately) unique?*

### I. INTRODUCTION

2022 marks the anniversary edition of BETTER FINANCE's Long-Term and Pension Savings Report. For 10 years, BETTER FINANCE aggregated and updated data and information on pension systems' structure, characteristics, charges, tax, and real net returns in a unique publication in this field.

Our report grew from the initial three country cases (Denmark, France, and Spain) covered in the 2013 report ("[Private Pensions: The Real Return](#)"<sup>11</sup>) to reach 18 jurisdictions and true long-term reporting horizons: where available, 22 years of gross, net, and real net returns of private occupational and voluntary retirement provision vehicles.

Today, BETTER FINANCE's research on the real returns of long-term and private pension savings comprises:

- this report (full version);
- the summary booklet;
- the [pensions dashboard](#), an interactive tool on BETTER FINANCE's website to view and compare returns between private retirement provision vehicles.

#### 1.1. The actual performance of this market is generally unknown to clients and to public supervisors

This report was built to respond to one of the big problems for the pensions market in the EU: lack of comprehensive and comparable data on real net performances. So far, two other publications also aim to provide transparency on the topic, but have a limited scope and are too general to be useful for the average pension saver:

---

<sup>11</sup> Link for the print version available here:

[http://www.betterfinance.eu/fileadmin/user\\_upload/documents/Research\\_Reports/en/Pension\\_Study\\_EN\\_website.pdf](http://www.betterfinance.eu/fileadmin/user_upload/documents/Research_Reports/en/Pension_Study_EN_website.pdf).



Table GR1. Comparison BETTER FINANCE report with EIOPA/OECD		
	EIOPA	OECD
<b>Private pension products</b>	Only insurance-based pension products (unit-linked and profit-participation) based on surveys (68 providers/17 EU Member States/200 products)	Only pension funds (20 EU jurisdictions)
<b>Distinction between pillars (occupational vs voluntary)</b>	No	No
<b>Time horizon</b>	5 years	15 years max.
<b>Data/information on public pension systems</b>	No	Yes
<b>Pension system description (structure, conditions, costs, taxes)</b>	No	Yes
<b>Asset allocation</b>	No	Yes
<b>Gross returns</b>	No	No
<b>Nominal net returns</b>	Yes	Yes
<b>Real net returns</b>	Yes	Yes
<b>Real net returns, after tax</b>	No	No

*Source:* BETTER FINANCE own research

Our report closes this informational gap for pension savers in 17 EU Member States. This is in line with the European Commission’s “Action” to improve the transparency of performance and fees in this area (as part of its Capital Markets Union – CMU - Action Plan) and it corresponds with the current tasks of EIOPA in the area of personal pension products with respect to past performance and costs comparison.<sup>12</sup>

It is the ambition and challenge of this research initiated by BETTER FINANCE and its partners to collect, analyse and report on the actual past performance of **all** long-term and pension savings products.

Reporting the real net return<sup>13</sup> of pension saving products should be:

- the long-term return (at least covering two full economic and stock market cycles, since even long-term returns are very sensitive to entry and exit dates);
- net of all fees, commissions and charges borne directly or indirectly by the customer;

<sup>12</sup> The European Supervisory Authorities (ESAs) have a legal duty to collect, analyse and report data on “consumer trends” in their respective fields (Article 9(1) of the European Regulations establishing the three ESAs).

<sup>13</sup> A limitation of the present report is that it does not take into account real estate as an asset for retirement. The proportion of households owning their residences varies greatly from one country to another. For example, it is especially low in Germany, where a majority of households rent their residences and where home loan and savings contracts have consequently been introduced as the most recent state-subsidised pension savings scheme. For the time being, returns on pension savings are all the more important since a majority of retirees cannot rely on their residential property to ensure a decent minimum standard of life. However, residential property is not necessarily the best asset for retirement: indeed, it is an illiquid asset, and it often does not fit the needs of the elderly in the absence of a broad use of reverse mortgages. The house might become too large or unsuitable in case of dependency. In that case, financial assets might be preferable, on the condition that they provide a good performance.





- net of inflation (since for long-term products only the real return matters; that is the right approach taken by OECD as mentioned above);
- when possible, net of taxes borne by the customer (in the USA it has been mandatory for decades to disclose the past performance of mutual funds after tax in the summary of the prospectus).

**Table GR2. BETTER FINANCE report structure and scope**

Structure	<ol style="list-style-type: none"> <li>1. <u>Executive summary</u></li> <li>2. <u>General report</u> (overview of data and findings)</li> <li>3. <u>Individual country cases</u> (Austria, Belgium, Bulgaria, Croatia, Denmark, Estonia, France, Germany, Italy, Latvia, Lithuania, Poland, the Netherlands, Romania, Slovakia, Spain, Sweden, UK until 2019), representing 87% of EU27 population</li> </ol>
Time horizons	22 years (December 1999 – December 2021) or maximum available
Products covered	<ol style="list-style-type: none"> <li>1. <u>Occupational pension pillar</u> (pension funds, insurance-based pension products, other defined-benefit/contribution vehicles)</li> <li>2. <u>Voluntary pension pillar</u> (pension funds, insurance-based pension products)</li> </ol>
Public pensions	Structure, coverage, funding type, entry/pay-out conditions
Occupational pensions	Architecture (types of products offered), coverage, assets and/or asset allocation, costs, applicable tax regime(s)
Voluntary (individual pensions)	Architecture (types of products offered), coverage, assets and/or asset allocation, costs, applicable tax regime(s)
Returns	<ol style="list-style-type: none"> <li>1. Gross returns (before costs, tax, and inflation – where available)</li> <li>2. Nominal net returns (before tax and inflation – where available)</li> <li>3. Real net returns, before tax, inflation deducted</li> <li>4. Real net returns, after tax (where available)</li> </ol>
Data sources	Publicly available data and information sources

We have chosen a period starting from 31 December 1999 because pension savings returns should be measured over a long-term horizon, and because it includes two market upturns (2003-2006 and 2009-2019) and two downturns (post dot com bubble of 2001-2003 and the 2008 financial crisis).

## 1.2. Information on the returns of long term and pension savings is deteriorating

This report shows that it is not an impossible, but a very challenging task for an independent expert centre such as BETTER FINANCE to collect the data necessary for this report since quite a lot of data are simply not available at an aggregate and country level, especially for earlier years. The complexity of the taxation of pension savings in EU countries makes it also extremely difficult to compute after tax returns.

Once more, for 2021, we find that information on long-term and pension savings returns is actually not improving but on the contrary deteriorating:



- **Insufficient information**: for example the Belgian insurance trade organisation Assuralia no longer reports the returns of insurance-regulated « Branch 21 » occupational and personal pension products since 2014, and the national supervisor FSMA does not do it either; in Bulgaria, the necessary data for Professional Pension Funds (pillar II and III) is no longer available since 2018 and the transfers to Pillar I (data from NSSI) are not disclosed; in the UK, the survey conducted by the Department for Statistics has been discontinued and information on British pension funds stopped at 2017;
- **Late information**: at the time of printing, still a lot of 2021 return data have not been released by the national trade organisations or other providers. OECD has published preliminary data for December 2021, but on a limited number of jurisdictions and only for pension funds; moreover, considering that, in many countries, pension funds are not the most popular vehicle, this constitutes a large information gap.
- **Unchecked information**: the principal source remains the national trade organisations, their methodology is most often not disclosed, return data do not seem to be checked or audited by any independent party, and sometimes they are only based on sample surveys covering just a portion of the products.

Moreover, savvy retail savers and EU public authorities must rely on private databases (and divergent methodologies) to learn some of the costs and performances of “retail” saving products. This is because the PRIIPs Key Information Document (KID) eliminated pre-contractual disclosure of past performance and actual costs for UCITS and requires return and cost estimations instead for all “retail” investment products, including pension products. This severe setback in transparency and comparability is completely inconsistent with the CMU initiative. Four high-level initiatives have struggled to repair this situation, without success: the NextCMU Report, the High-Level Forum Final Report, the ECON CMU Report and the ESAs’ draft RTS on PRIIPs Level 2. BETTER FINANCE continues to deplore the content of the PRIIPs KID.

## 2. Value for Money: how to achieve pension adequacy?

Public pension authorities typically stress two requisites to achieve “pension adequacy”:

- a) the need to start saving as early as possible;
- b) the need to save a significant portion of one’s income before retirement activity income: *“to support a reasonable level of income in retirement, 10% - 15% of an average annual salary needs to be saved”*.<sup>14</sup>

BETTER FINANCE continues to disagree: saving earlier and more is not enough. A third and even more important factor is the need to deliver positive and decent long-term **real net** return (i.e., net of inflation and fees). A simple example will illustrate why:

---

<sup>14</sup> World Economic Forum White Paper: ‘We’ll live to 100 – How can we afford it?’ May 2017



Assuming no inflation and saving 10% of activity income for 30 years,<sup>15</sup> the table below shows that **unless long-term net returns are significantly positive** (in the upper single digits), **saving early and significantly will not provide a decent pension.**

Annual net return	Replacement income
negative 1%	10%
Zero	12%
2%	17%
8%	49%

© BETTER FINANCE, 2018

Moreover, in light of the special analysis undertaken in this report on *financial repression*, savers must also be aware and take into account the effects of ***inflation***, particularly since currently it reaches historical records.

### ***What is pension adequacy?***

This question ultimately revolves around the level of retirement income (pension) compared to the pre-retirement income. The EU defines *pension adequacy* indirectly through three objectives that a pension system should achieve:

- 1) **income replacement:** ensure a minimum standard of living at retirement,
- 2) **sustainability:** ensure that the public pension system is sustainable; and
- 3) **transparency:** inform workers about the need to plan for their retirement.<sup>16</sup>

On income replacement, the EU's Open Method of Coordination on Social Protection and Social Inclusion<sup>17</sup> further specifies that pensions should:

- *in general*, be at a certain level so that the standards of living pre-retirement are maintained, to "*the greatest possible extent*", after retirement;
- *for special cases*, ensure a minimum standard of living at retirement so as to avoid pension poverty.

To measure the two above objectives, two indicators are generally used: the *aggregate replacement ratio*,<sup>18</sup> showing how big the gross pension is compared to the salary, and the

<sup>15</sup> As recommended by Public Authorities assuming 25-year life expectancy at retirement, gross of fees and taxes.

<sup>16</sup> Directorate-General for Employment, Social Affairs and Inclusion of the European Commission and the Social Protection Committee, *Pension Adequacy in the European Union 2010-2050* (May 2021) European Commission, available at: <file:///C:/Users/Stefan/Downloads/pension%20adequacy%20in%20the%20european%20union%202010-2050-KE3012757ENN.pdf>.

<sup>17</sup> See Communication from the Commission to the European Parliament, the Council, the European Economic and Social Committee and the Committee of the Regions - "A renewed commitment to social Europe: Reinforcing the Open Method of Coordination for Social Protection and Social Inclusion" {SEC(2008) 2153} {SEC(2008) 2169} {SEC(2008) 2170} {SEC(2008) 2179}, available at: <https://eur-lex.europa.eu/legal-content/EN/TXT/?uri=celex%3A52008DC0418>.

<sup>18</sup> According to Eurostat, the *aggregate replacement ratio* is the ratio of the median individual gross pensions of 65-74 age category relative to median individual gross earnings of 50-59 age category, excluding other social benefits.



*theoretical replacement rate*, showing the instant change (drop/increase) in income when retiring from active life:

$$\text{Aggregate replacement ratio} = \frac{\text{gross median pension (pop. aged 65 – 74 yo)}}{\text{gross median income (pop. aged 50 – 59 yo)}}$$

$$\text{Theoretical replacement ratio} = \frac{\text{pension in the first year of retirement}}{\text{income in the last year of work}}$$

The International Labour Organisation obliges parties to the Treaty to guarantee a minimum 40% of the previous earnings (prior to retirement) after 30 years of contributions;<sup>19</sup> the same threshold is used by the European Code of Social Security.<sup>20</sup> However, an actual threshold for pension adequacy was never agreed, although EU Member States agree on its objectives (to prevent old-age poverty, to replace income at a rate to *maintain* the standard of living, to be sustainable).

The reality is that pension adequacy<sup>21</sup> comprises two additional components, besides the actual *pension vs salary* ratio:

- the time spent to earn the pension vs the time spent receiving it;
- the amount of contributions to pension provision, namely mandatory (State) schemes and voluntary (occupational/individual) ones; put simply, *pension savings*.

To achieve *pension adequacy*, retirement benefits altogether (State and private pensions) should amount to at least 70%-80% of late working life gross salary.

Currently, the aggregate replacement rate (mostly State pension) is very low across the countries in scope of our report: fourteen out of seventeen jurisdictions provide a replacement rate lower than 60% for over more than 30 years of working life.

---

The indicator is based on the EU-SILC (statistics on income, social inclusion and living conditions) – See Eurostat, *Aggregate Replacement Ratio for Pensions (excluding other social benefits) by sex*, available at: <https://ec.europa.eu/eurostat/databrowser/view/tespn070/default/table?lang=en>.

<sup>19</sup> Art. 67 of Convention C102 on Social Security (Minimum Standards) of the International Labour Organisation, available at: [https://www.ilo.org/dyn/normlex/en/f?p=NORMLEXPUB:12100:0::NO::P12100\\_ILO\\_CODE:C102](https://www.ilo.org/dyn/normlex/en/f?p=NORMLEXPUB:12100:0::NO::P12100_ILO_CODE:C102); Art. 29 of the later adopted Convention C128 on Invalidity, Old-Age and Survivors' Benefits Convention of the International Labour Organisation (available here:

[https://www.ilo.org/dyn/normlex/en/f?p=NORMLEXPUB:55:0::NO::P55\\_TYPE,P55\\_LANG,P55\\_DOCUMENT,P55\\_NO\\_DE:CON,en,C128,/Document](https://www.ilo.org/dyn/normlex/en/f?p=NORMLEXPUB:55:0::NO::P55_TYPE,P55_LANG,P55_DOCUMENT,P55_NO_DE:CON,en,C128,/Document)) required a higher threshold, i.e. 45%.

<sup>20</sup> Art. 67, Schedule to Part XI, of the European Code of Social Security, available at: <https://rm.coe.int/168006b65e>.

<sup>21</sup> Here we take only the financial point of view, but there are several other factors (non-financial) that contribute to “*maintaining the standard of life at retirement*”, such as home ownership, sources of income, employment opportunities and access to non-financial benefits – see European Commission, *European Semester Thematic Factsheet: Adequacy and Sustainability of Pensions* (2017) European Commission, p. 3, available at: [https://ec.europa.eu/info/sites/default/files/file\\_import/european-semester-thematic-factsheet-adequacy-sustainability-pensions\\_en\\_0.pdf](https://ec.europa.eu/info/sites/default/files/file_import/european-semester-thematic-factsheet-adequacy-sustainability-pensions_en_0.pdf).

---




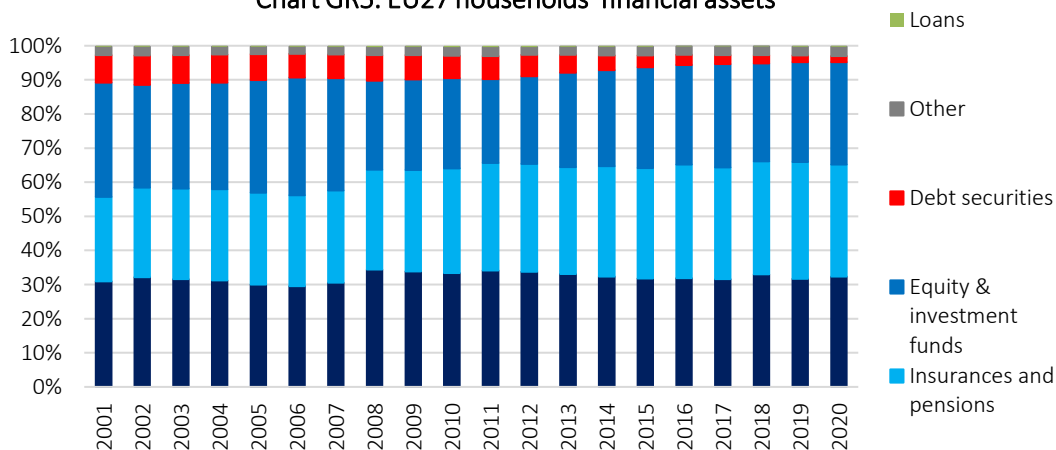
Chart GR4. Pension adequacy across jurisdictions



Source: own composition based on Eurostar data; \*EU27 replacement ratio corresponds to 2019; Slovakia replacement ratio corresponds to 2020

There has been a shift from the full reliance on the public scheme of redistribution (tax-funded defined-benefit) to a more capital markets reliant system, where the main pension income stream should come from private pension products. Pension performances are subject to inflation and to tax, which eat into the retirement pot.

Chart GR5. EU27 households' financial assets



Source: BETTER FINANCE based on Eurostat data

Our findings clearly confirm that capital market performances have unfortunately very little to do with the performances of the actual savings products distributed to EU citizens. This is particularly true for long-term and pension savings. The main reason is the fact that most EU citizens do not invest the majority of their savings directly into capital market products (such



as equities and bonds), but into “packaged products” (such as investment funds, life insurance contracts and pension products).

### 3. Performance: capital markets are not a proxy for retail investments

One could then argue that insurance and pension products have similar returns to a mixed portfolio of equities and bonds, since those are indeed the main underlying investment components of insurance and pension “packaged” products. However, this is not true as the share of packaged products and debt instruments are dominant in most pension portfolios. Realities such as fees and commissions, portfolio turnover rates, manager’s risks, etc., invalidate this approach.

Table GR3 and Graph GR4 below show two striking – but unfortunately not uncommon – real examples of this largely ignored reality: capital market performance is not a valid proxy for retail investment performance and the main reasons for this are the fees and commissions charged directly or indirectly to retail customers. The European Commission itself publicly stressed this fact (see footnote 2 above).

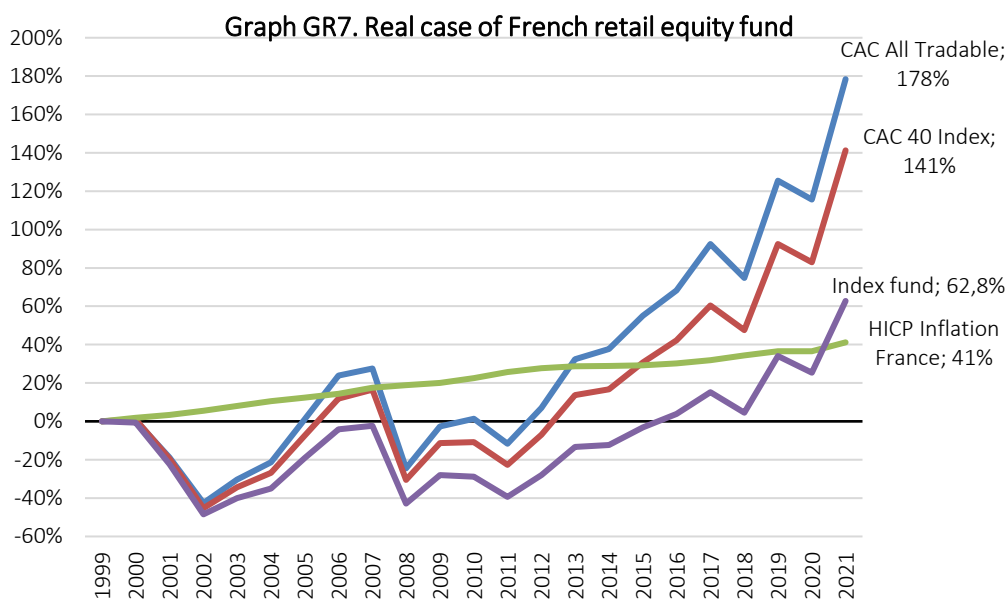
**Table GR6. Real case of a Belgian life insurance (branch 23)**

**Capital markets vs. Belgian individual pension insurance 2000-2021 performance**

<b>Capital markets (benchmark index*) performance</b>	
Nominal performance	288%
Real performance (before tax)	183%
<b>Pension insurance performance (same benchmark)</b>	
Nominal performance	182%
Real performance (before tax)	116%

*Source: Sources: BETTER FINANCE own computations based on Morningstar public website; \*Benchmark is composed of 50% bonds (LP06TREU) and 50% STOXX All Europe Total Market Return*

The real case above illustrates a unit-linked life insurance product (Pillar III in Belgium). The pension product’s nominal return amounted to less than two thirds of its corresponding capital market benchmark’s return.



*Source: Own elaboration based on Graph FR3 in the French chapter*

The real case above illustrates an investment fund domiciled in France, a so-called retail CAC 40 “index” fund.<sup>22</sup> The fund actually underperformed the relevant equity index by 78.5 p.p. after 22 years of existence (1.85% per year), with the performance gap fully attributable to fees. The fund has also massively destroyed the real value of its clients’ savings, as inflation has been almost twice as high as its nominal performance. It is quite surprising that with such a huge return gap vis-à-vis its benchmark, this fund is still allowed to portray itself as an “index-tracking” one, and that no warning is to be found on the Key Information Document (KIID) of the fund.

#### 4. European Pension returns outlook

Our research findings show that most long-term and pension savings products did not, on average, overperform a broad capital markets index (balanced 50% equity – 50% bond), and in one too many cases even destroying the real value for European pension savers (i.e., provided a negative return after inflation). Based on our calculations and available data, 37 out of the 41 retirement provision vehicles analysed underperformed European capital markets by an average 1.93% per year. Moreover, three out of these 37 even delivered real negative performances over long-term periods (between 15 and 22 years).

At the time of writing, the overall mid-term outlook for the adequacy of European pension savings is worrying when one analyses it for each of these main return drivers:

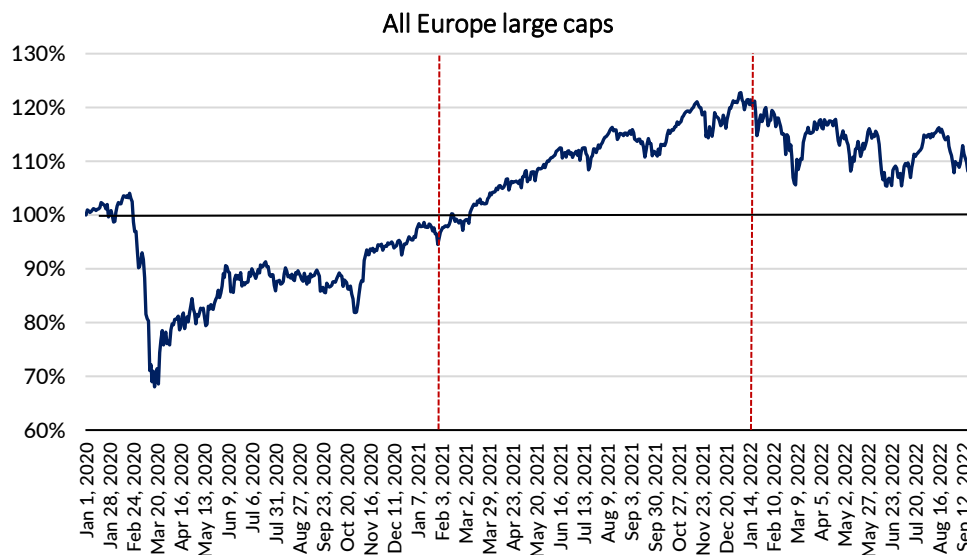
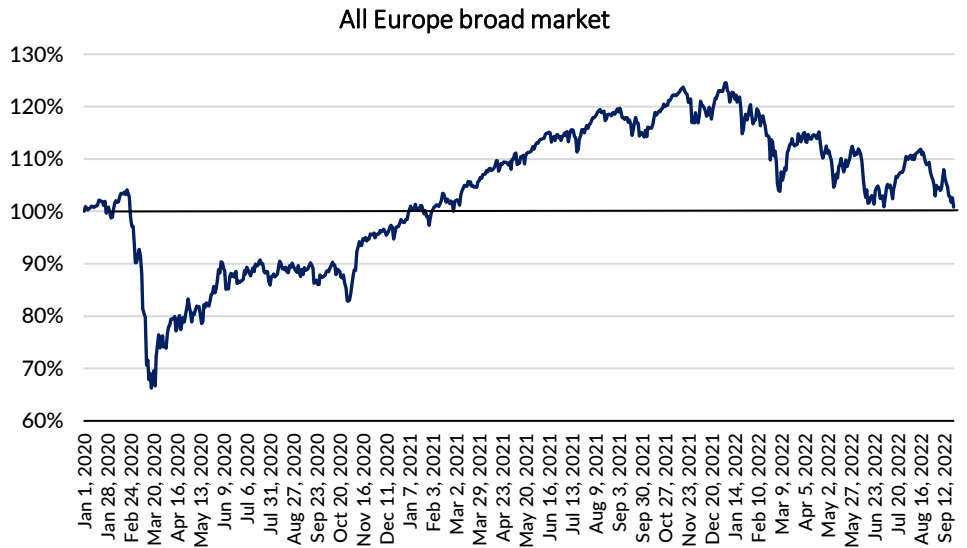
- a) it is unlikely that the European bond markets will come any closer to the extraordinary returns of the period ended in 2020 for bonds due to the continuous

<sup>22</sup> Wrapped in an insurance contract as suggested by the distributor.



fall of interest rates, currently at rock-bottom levels; moreover, the reversal of quantitative easing programmes of Eurozone central banks will further affect the returns on sovereign bonds; the negative impact of this foreseeable trend in bond returns on pensions' returns will be reinforced by a higher proportion of bonds in pension products' portfolios in recent years; this is all the more relevant due to monetary policy response to the health-generated recession;

- b) the strong growth of equities in 2020 and 2021 is already reverting, with the European all country broad equity index reaching pre-2020 levels and the large caps market also close by;



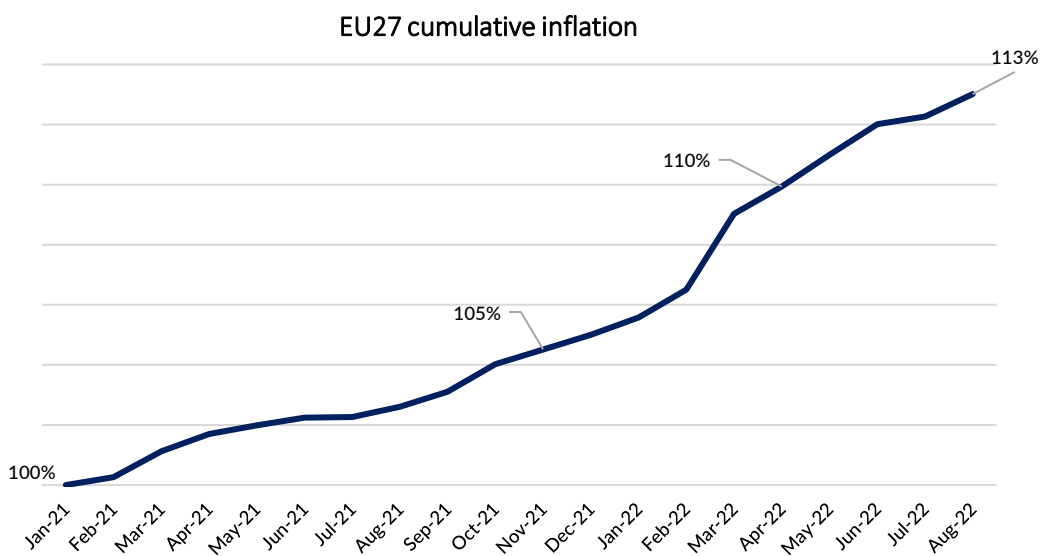
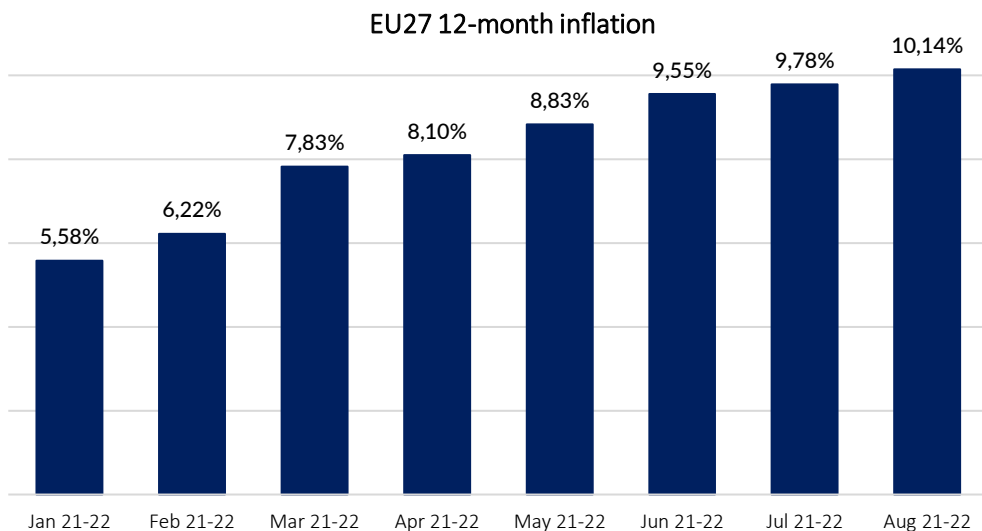
Source: Own composition based on MSCI data

- c) costs and charges, as far as our data indicates, are not significantly improving;





- d) inflation already took a heavy toll on pension returns in 2021 and it will be much, much stronger in 2022 due to record rates;



Source: Own composition based on Eurostat data

- e) Taxes on long-term and pension savings do not show any significant downward trend either.



# Pension Savings: The Real Return

2022 Edition

## *Country Case: Austria*

### Summarisch

Rund 90% des durchschnittlichen Alterseinkommens in Österreich stammen aus dem öffentlichen Pensionssystem. Damit ist die Altersvorsorge sehr stark auf die erste Säule konzentriert. Die betriebliche Altersvorsorge wird in erster Linie von Pensionskassen und Versicherungsunternehmen getragen. Direktzusagen sind ein alternatives Instrument deren Nutzung seit Jahren stagniert. Die Möglichkeit für beitragsorientierte Pensionspläne in Pensionskassen und über Versicherungen hat die Verbreitung der betrieblichen Altersversorgung in Österreich gestärkt. Während betriebliche Formen der Altersvorsorge im Laufe der Zeit beliebter wurden, dämpften niedrige Zinssätze und die hohe Liquiditätspräferenz die Nachfrage nach individuellen Lebensversicherungsverträgen. In den Jahren 2002 bis 2021 war die Performance der Pensionskassen real und nach Abzug der Verwaltungskosten positiv. Die annualisierte Durchschnittsrendite lag bei 1,5% vor Steuern. Die Lebensversicherungsbranche verfolgt eine deutlich konservativere Anlagepolitik und erzielte eine durchschnittliche reale Netto Rendite vor Steuern von 1,9% pro Jahr.

### Summary

With around 90% of the average retirement income received from public pension entitlements, the Austrian pension system is very reliant on the first pillar. Occupational pensions are primarily offered through pension funds and insurance companies. Direct commitments are an alternative vehicle, but their usage stagnates. The option for defined contribution (DC) plans with favourable tax treatment offered either by pension funds or insurance companies boosted the prevalence of occupational pensions in Austria. While occupational pensions have become more popular over time, low interest rates and a high liquidity preference dampened demand for individual life insurance contracts. Over the years 2002 through 2021, the performance of pension funds in real net terms has been positive, with an annualised average return of 1.5% before tax. The life insurance industry followed a distinctly more conservative investment policy and achieved an average annual net real return before tax of 1.9%.



## Introduction

The Austrian pension system consists of three pillars:

- Pillar I: Mandatory Public Pension Insurance
- Pillar II: Voluntary Occupational Pensions
- Pillar III: Voluntary Individual Pensions

The mandatory public pension insurance covers most of private sector employees (Pillar I). Civil servants have their own pension system which will gradually converge towards the public pension insurance system. The self-employed belong to a separate mandatory system. The public pension system works as a PAYG scheme (Pay-As-You-Go) and was founded in 1945. The system covers 4.2 million people or 97% of the gainfully employed (2021). In 2021, all employees – except civil servants – were subject to a contribution payment of 22.8% of their income before taxes, with contributions shared between the employer (12.55%) and the employee (10.25%). If insured persons continue to work after their 65<sup>th</sup> birthday, the contribution rates will be halved. Civil servants pay a contribution of 12.55% of their gross wage and the self-employed pay 18.5% of their profit before taxes into the pension system. The Austrian pension system will be fully harmonized across all insured persons by 2050. The public pension system has an income ceiling (maximum contribution basis) up to which contributions apply, income above this level is exempted from contributions but the ceiling also limits the pension benefit level. In 2021 the ceiling was between 5,550 € and 6,475 €, depending on the employment status. About 6% of the gainfully employed achieve an income above these ceilings. The theoretical gross pension replacement rate at the median income level for persons entering the labour market at age 22 corresponds to 74.1% of the average lifetime income while the net pension replacement rate is at 87.1% (OECD, 2021). Both theoretical replacement rates will be reached after 43 years of uninterrupted employment with earnings always at the average income level. Effective replacement rates are likely to be lower because careers are not continuous and life-time income profiles are not flat. Due to pension reforms gradually taking effect, the effective replacement rates are expected to fall for future pensioners. Nevertheless, high replacement rates for many of the gainfully employed limit the demand for occupational as well as private pension plans.

Accompanying a series of public pension reforms between 2003 and 2006 which implemented reductions in the expected benefit level, the Austrian government introduced the premium subsidised pension plan to make private old-age provision more attractive. This scheme became very popular until 2012 with 1.64 million contracts signed but it lost attraction after the government halved the premium subsidy in 2012 (to 4.25% of the premium paid) and after investment yields collapsed during the financial crisis of 2007. By 2021, only 1 million contracts were still active.



### Introductory Table – Austrian Pension System overview

Pillar I	Pillar II	Pillar III
Mandatory Public Pension Insurance	Voluntary Occupational Pensions	Voluntary Personal Pensions
Practically all gainfully employed persons are subject to pension contributions of 22.8% of income before taxes	Employers can establish an occupational pension system of their preference	Supplement particularly for high earners
Means tested minimum pension	Direct commitments, pension funds, occupational life insurance. About 50% of employees are entitled	Life insurance with a coverage of about 40% of private households. The state-aided old-age insurance features 1.05 mil. contracts
Pension level depends on lifetime income (various kinds of supplementary insurance months are accounted, cf. motherhood, unemployment, military service)		
Mandatory	Voluntary	Voluntary
PAYG	DB or DC	DC
<b>Quick facts</b>		
Statutory retirement age is 60 (women) and 65 (men)		
The average effective age of retirement was 59.9 for women and 61.9 for men (2021, including invalidity pensions and early retirement schemes but excluding rehabilitation benefits)		
At 87.1% the theoretical net replacement rate in 2021 was considerably higher than the OECD average (62.4%).		
The mandatory public pension system covers 4.18 mil. insured persons and pays pensions to 2.47 mil. Beneficiaries	The voluntary occupational pension system covers 1.7 mil. entitled persons and pays pensions to 0.25 mil. beneficiaries <sup>1</sup>	Voluntary personal pension plans cover 3.26 mil. entitled persons and pays pensions to 0.22 mil. beneficiaries
The average pensioner receives 88% of his retirement income from public pensions	The average pensioner receives 4% of his retirement income from an occupational pension	The average pensioner receives 8% of his retirement income from a personal pension
S: BETTER FINANCE own composition.		

The annualised nominal, net and real net rates of returns for the Austrian retirement provision vehicles are summarised in the table below based on different holding periods: 1 year, 3 years, 7 years, 10 years and since inception (2002).



### Summary Table Austria. Annualised Performance for Various Holding Periods (in %)

	Holding period	Nominal return before charges, inflation, and tax	Nominal return after charges, before inflation and tax	Real return after charges and inflation before tax
<i>Pension funds</i>	In years	In %		
	1	7.62	7.51	3.71
	3	7.21	7.10	4.91
	5	4.41	4.26	2.15
	7	4.07	3.92	2.03
	10	4.98	4.81	2.92
	Since 2002	3.70	3.47	1.49
<i>Pension insurance</i>				
	1	4.62	4.24	0.44
	3	3.53	3.16	0.96
	5	3.44	3.07	0.95
	7	3.55	3.19	1.29
	10	3.75	3.40	1.50
	Since 2002	4.28	3.91	1.95

S: Compare Tables AT4 and AT5. Annualised performance corresponds to geometric mean over the holding period.

### Occupational and voluntary personal pension vehicles

Private pensions are divided into voluntary occupational and voluntary personal pensions. About 6.5% of today's retirees receive regular benefits from an occupational or personal pension. This figure is made up by 4% of retirees receiving benefits from an occupational pension and 2.5% of retirees receiving annuities from a personal pension plan (Pekanov - Url, 2017). Given today's numbers of active plan members these shares can be expected to increase substantially over time.

### Occupational pension vehicles (Pillar II)

At the beginning of 2003, the system of severance payments has been replaced by mandatory contributions towards occupational severance and retirement funds (Betriebliche Vorsorgekassen). While the old severance payment regulations continue to apply to existing employment relations, employment contracts established after the end of 2002 feature mandatory contributions of 1.53% of gross wages to these funds. The main characteristics of severance payments have been transferred to the new system, i.e., in case of dismissal the fund will pay out the accumulated amount. Beneficiaries, however, may voluntarily opt to use this instrument as a tax-preferred vehicle for old-age provision. Less than one percent of the beneficiaries use this option. We therefore do not count occupational severance and retirement funds as pension vehicles in the following.



## Voluntary Occupational Pensions (Pillar III)

Occupational pension plans are typically provided on a voluntary basis by firms, only a few collective bargaining agreements include an obligation for member firms of the respective sector. Employers can also choose the coverage and the vehicle of their pension plan. There are three types of occupational retirement schemes:

- direct commitments funded by book reserves,
- pension funds and
- several types of life insurance schemes.

Each of these schemes has advantages and drawbacks. While direct commitments create a stronger link between employees and the firm, the future pension payments are subject to bankruptcy risk and, during the accumulation phase, the firm must either manage the assets backing the book reserves or seek some sort of reinsurance. External vehicles like pension funds or life insurance contracts imply less bonding because the vesting period is much shorter, but they also outsource the effort of investment choice and annuity payments to a financial intermediary. The design of a voluntary pension plan is at the full discretion of the employer, but usually an arrangement with the firm's workers council is necessary.

Over the last decades many firms switched from direct commitment schemes to pension funds. On the one hand, this was a strategy to reduce the cost of existing defined benefit pension schemes by switching to defined contribution plans, and on the other hand, these efforts shortened balanced sheets and cleaned them from items unknown to international investors.

### Direct commitments ("Direktzusage")

Direct commitments are pension promises by the employer to the employee that are administrated within a firm. These types of arrangements dominated until the 1980s, when several large bankruptcies or near bankruptcies revealed their fragility. The main two characteristics of this arrangement are direct administration of the pension obligation within the firm and a defined benefit type of the pension plan: the pension level is related to the wage level of employees. The plan administration comprises the computation of individual pension obligations and the respective book reserves, their coverage by invested assets, as well as the annuity payment. Nevertheless, many activities can be outsourced to actuaries, investment funds, and insurance companies. Pension claims based on direct commitments are not subject to any reinsurance requirement, but the reserve funds dedicated to back book reserves are protected from creditors. Besides outsourcing, the Insolvenz-Entgelt-Fonds provides a further safeguard for entitled employees and pensioners to bankruptcy risk. This fund is a public fund covering wage entitlements by employees in case of bankruptcy. Currently, the Insolvenz-Entgelt-Fonds covers a maximum of 2 years of benefit payments or accrued entitlements (Insolvenz-Entgeltsicherungsgesetz § 3d). Due to their voluntary



character and a lack of supervision the incidence of direct commitments is hardly documented.

### Pensions funds (“Pensionskassen”)

Pension funds are specialised financial intermediaries providing only services related to occupational pensions, i.e., they collect contributions, manage individual accounts, invest the accumulated capital, and they pay out an annuity to beneficiaries. Pension funds were introduced in 1990 with the Occupational Pension Law and the Pension Fund Law (Betriebspensions- und Pensionskassengesetz) which established a general legal basis for occupational pension schemes including pension funds. These laws facilitated the outsourcing of asset management and accounts administration from direct commitment systems into pension funds. This made individual pension entitlements transferable between companies, it made possible additional contributions by employees, but it also enabled firms to switch from defined benefit to defined contribution pension plans. By now, most pension plans are of the defined contribution type and beneficiaries are directly exposed to investment risk as well as to changes in mortality risk. For example, plan members whose entitlement was converted from a direct commitment into an entitlement vis-a-vis a pension fund still suffer from investment losses shortly after transferring the assets into pension funds around the year 2000 because the imputed interest rates used at that time were overly optimistic (Url, 2003B).

Pension funds may be either multi-employer pension funds, i. e. they are open to other firms, or alternatively, they may be firm specific pension funds (single-employer pension funds) administrating the pension plan for a single firm or a holding group. Over the last couple of years, many firm specific pension funds have been merged into multi-employer pension funds building independent risk and investment pools like UCITS. Pension funds are subject to supervision by the Austrian Financial Market Authority, and they feature investment advisory boards, where representatives of workers and employers can advance their opinion on the investment strategy. Nevertheless, the results from asset-liability management strategies dominate the portfolio choice of pension funds.

Pension funds offer primarily annuities because lump-sum payments are restricted to accounts with very small, accumulated assets. Pension funds have to offer accounts with guaranteed long-term yields on investment linked to the market yield of Austrian government bonds, although this option lost attractiveness due to the high costs of guarantees and a substantial weakening of the guaranteed type. The guarantee is backed by the own capital of the pension fund and by a minimum return reserve fund financed by contributions from beneficiaries (Mindestertragsrücklage). In case of bankruptcy of the pension fund, all entitlements are protected by separate ownership of the assets associated to each account (Deckungsstock).



## Direct insurance

Firms can alternatively sign a contract with a life insurance company. This contract is either subject to the regulation covering occupational pensions (Betriebliche Kollektivversicherung) or it is designed as a life insurance policy and is subject to the regulation for life insurance products. Insurance companies also underwrite risks embedded in direct commitments. Direct insurance of occupational pension plans implies that the sponsoring firm will pay contributions into a life insurance contract with employees as beneficiaries. In this case, the firm outsources the management of personal accounts and assets, as well as the annuity payments to an insurance company.

The number of working and retired persons holding a life insurance policy is almost double the number of members in occupational pension plans. Despite high public pension levels and the voluntary character of occupational pensions, their use is comparatively widespread in Austria. There are two reasons for this: (1) the public sector offers an occupational pension scheme, and (2) occupational life insurance policies benefit from a tax loophole. Contributions up to € 300 annually (§ 3/1/15 EStG) are tax exempt and as a result around 635,000 contracts have been signed until 2021. Given the small pension wealth accumulated in these accounts one cannot expect reasonable annuity payments resulting from this vehicle.

The Betriebliche Kollektivversicherung, on the other hand, provides occupational pensions with a favourable tax treatment up to 10% of individual gross wages. It is regulated according to the Occupational Pension Law, but this vehicle allows for more substantial long-term guarantees usually offered by classic life insurance contracts. Insurers also freeze mortality tables at the date of joining the pension plan.





**Table AT1. Entitlements to active occupational pensions (in million persons)**

	Direct commitments	Pension funds	Life insurance	Total
2001	-	0.32	0.12	-
2002	0.13	0.34	0.12	0.59
2003	-	0.37	0.22	-
2004	0.14	0.4	0.29	0.82
2005	-	0.43	-0.5	-
2006	-	0.48	0.33	-
2007	0.13	0.49	0.38	1.00
2008	-	0.51	0.4	-
2009	-	0.74	0.41	-
2010	0.14	0.76	0.44	1.34
2011	-	0.79	0.5	-
2012	-	0.82	0.55	-
2013	-	0.84	0.62	-
2014	-	0.86	0.71	-
2015	0.14	0.88	0.78	1.80
2016	-	0.90	0.74	-
2017	-	0.92	0.75	-
2018	-	0.95	0.76	-
2019	-	0.98	0.78	-
2020	-	1.00	0.78	-
2021	-	1.01	0.77	-

S: Fachverband der Pensionskassen, Austrian Insurance Association, Url (2003A), Url(2009), Url(2012), Pekanov - Url (2017). - Includes working and retired beneficiaries.

### Life insurance and pension insurance contracts

Life insurance policies are signed by private persons who pay contributions over an agreed period into their own pension account. The insurance company administrates the account and manages the accumulated assets. At the end of the contribution period, either a lump-sum amount is paid out to the insured person or alternatively the insurer converts the accumulated capital into an annuity.

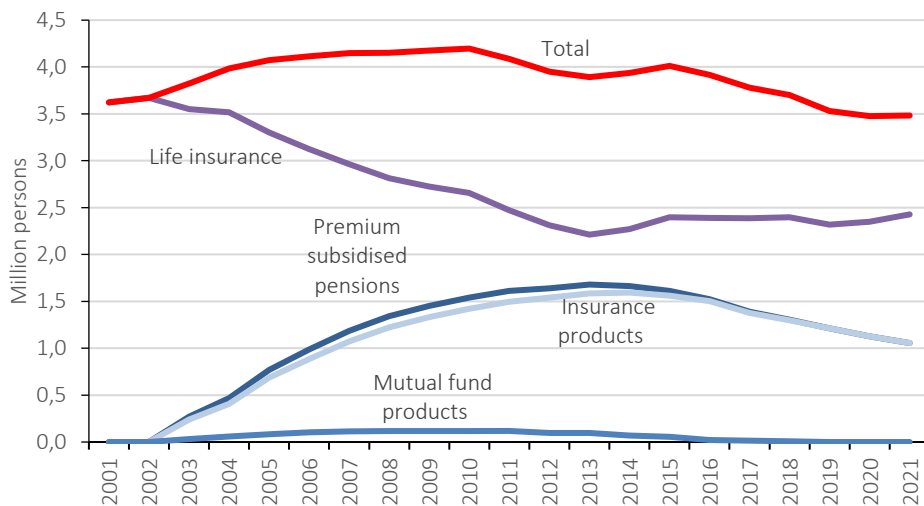
There are two types of insurance contracts available which can be distinguished according to who is the bearer of investment risks. Insured persons with a unit-linked policy assume the investment risk and must choose their investment portfolio. Classic life insurance products, on the other hand, offer a minimum return guarantee but investment decisions are delegated to the insurance company. The maximum possible guaranteed rate of return is regulated by the Austrian supervisory authority; currently this rate is fixed at 0.5% per annum (since 1.1.2017; BGBl. II Nr. 266/2016). For contracts signed after 30 June 2022 the maximum guaranteed rate of return will be lowered to 0%. Investment returns in excess of the guaranteed level are distributed across insured persons as variable profit participation.

The major public pension reforms between 2003 and 2006 left many private employees, employers, and civil servants with a lower expected public pension payment. As a



compensation the Austrian government introduced the premium subsidised pension plan (Prämienbegünstigte Zukunftsvorsorge). Originally the premium was fixed at 9.5% of the annual contribution, but in 2012, fiscal consolidation measures resulted in a halving of the subsidy rate; it is currently fixed at 4.25%. Additionally, the yield on investment is fully tax exempt. Premium subsidised pension plans have a minimum contract length of 10 years. Currently, about half of the contracts feature a length of more than 30 years and more than two thirds of the contracts have a minimum duration of 20 years. The portfolio choice for the assets of subsidised pension plans is restricted by law. A minimum share of the assets must be held in equities noted on underdeveloped stock exchanges. This measure was targeted to foster the Vienna stock exchange, but it resulted in highly concentrated investment risk. The strict regulation of investments has been weakened over the past years allowing for example life cycle portfolios with a reduction in the equity exposure when the retirement of entitled persons comes closer.

**Chart AT1. Entitlements to active personal pensions**



S: Austrian Insurance Association (AIA), WIFO. - Includes contributing and retired policy holders. The AIA adjusted its definitions of insurance products from 2020 onwards. This required a new approach to estimate the number of entitlements to active personal pension plans. Consequently, the numbers deviate from previous publications.

The halving of the subsidy premium and considerably negative returns on stock exchanges during the year 2008 reduced the interest in this new pension saving vehicle. The number of contracts is falling and contracts with the shortest possible duration of ten years have been mostly terminated with a lump-sum payment. This triggers an exit from the annuity phase with a mandatory repayment of the subsidy.



## Charges

Information on all types of charges for occupational and private pension products are hard to obtain. Within direct commitment systems, pensions are of the defined benefit type and firms cover all expenses. The remaining vehicles for occupational pensions are subject to some degree of competition between financial intermediaries, although most pension funds are owned by alliances of banks and insurance companies. Because occupational pension plans are always group products, i.e., the individual entitled person has only limited or even no choice during the savings and annuity phases, these products have a cost advantage over individual pension plans. Large firms also receive quantity discounts or customised tariffs with lower administrative charges. In Table AT2 administrative charges and investment expenses for pension funds are expressed as a percentage of the funds' total invested assets. There are no data published on acquisition costs. For the year 2019, a substantial reduction in charges has been recorded by the OECD.

**Table AT2. Operating expenses as % of total assets for pension funds**

	Administrative charges	Investment expenses
2003	0.23	0.18
2004	0.23	0.12
2005	0.38	0.14
2006	0.39	0.15
2007	0.26	0.16
2008	0.32	0.16
2009	0.35	0.17
2010	0.28	0.17
2011	-	-
2012	-	-
2013	0.30	0.16
2014	0.00	0.17
2015	0.18	0.18
2016	0.19	0.18
2017	0.19	0.18
2018	0.20	0.19
2019	0.11	0.12
2020	0.12	0.11

S: OECD Pension indicators.



**Table AT3. Life Insurance expense ratios**

	Acquisition charges	Administrative charges
	In % of total premiums	In % of mean capital investments
2005	11.28	0.43
2006	11.49	0.38
2007	11.10	0.38
2008	10.66	0.38
2009	9.97	0.37
2010	10.75	0.36
2011	11.01	0.39
2012	11.68	0.33
2013	11.37	0.32
2014	10.67	0.33
2015	10.80	0.33
2016	11.49	0.35
2017	10.44	0.36
2018	10.27	0.37
2019	10.57	0.37
2020	10.85	0.38

S: Financial Market Authority, Austrian Insurance Association.

The costs of acquisition and administration for life insurance products are published by the Financial Market Authority. Acquisition costs amount to roughly one tenth of total premium income. Since 1 January 2007 the Insurance Contract Law includes a provision that acquisition fees have to be distributed over at least the first five years of the contract length. Before 2017 it was possible to charge the full acquisition fee in the first year, making the cancellation of a life insurance contract extremely costly. Administration costs are presented as a ratio to the mean of the invested assets.

Since 1 January 2017, every consumer receives a short product information (Key Information Document) before signing an insurance contract. These information sheets are standardised and contain details of individual charges and investment fees allowing a better comparison of offers.

## Taxation

The taxation of old-age provision varies over different vehicles and depends mainly on the history associated to the vehicle. For example, the taxation of occupational pensions is very much oriented towards the treatment of direct commitments, which were the first vehicle used for occupational pensions. Direct commitments work like a deferred compensation and therefore they are only taxed in the year of the payment. This corresponds to a system with tax-exempt contributions, tax-exempt capital accumulation, and (income) taxed benefits (EET system). This philosophy carries over to contributions paid by the employer into a pension fund or a group insurance product following the pension fund regulation (Betriebliche Kollektivversicherung). Contributions to pension funds and group insurance products (Betriebliche Kollektivversicherung) are subject to a reduced insurance tax of 2.5%.



Contributions by employees are fully taxed but the resulting annuity is subject to reduced income taxation.

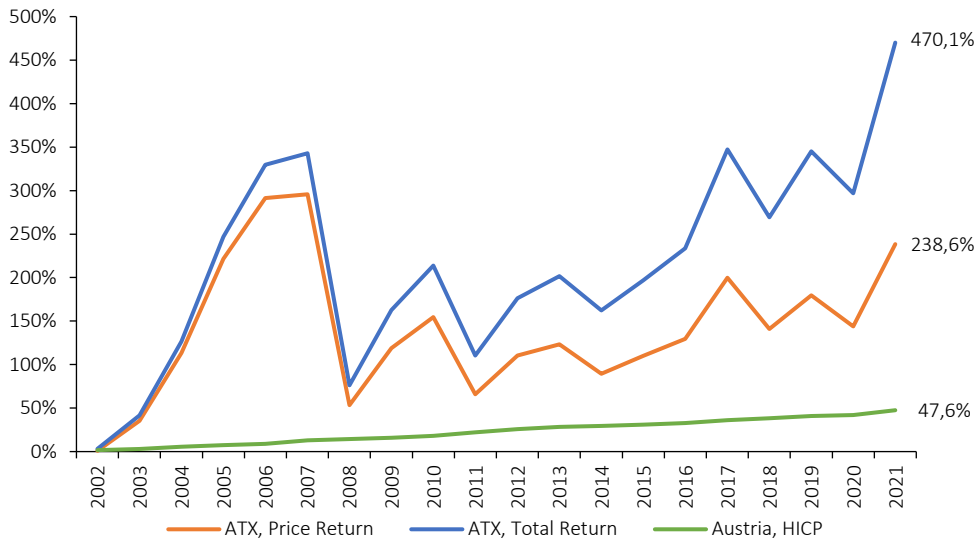
Contributions to classic life insurance products are not tax deductible and are subject to an insurance tax of 4%. During the capital accumulation phase all investment returns are tax exempt, and the taxation of benefits depends on the pay-out mode. Lump-sum payments are tax-free while annuities are subject to (reduced) income taxation. Additionally, premium subsidised products carry a premium based on the contribution, the capital accumulation phase is tax-exempt, and benefits are also tax free if they are converted into an annuity. Pekanov – Url (2017) provide a survey of the tax treatment of all vehicles for old-age provision using the present value approach as suggested by the OECD (2015, 2016). This approach compares the tax treatment of each vehicle to the tax treatment of a standard savings account. Expressed as a ratio to the present value of contributions, the tax advantage of employer payments into pension funds amount to 20%, i.e., the value of the tax subsidy corresponds to one fifth of life-time contributions. The lowest tax advantage results for life insurance products with an annuity payment. In this case, the tax subsidy makes up for 7% of life-time contributions. The maximum tax preference is associated with occupational life insurance policies subject to § 3/1/15 EStG. In this case, the subsidy amounts to 60% of life-time contributions, however, payments into this vehicle are restricted to a negligible € 300 per year.

## Austrian Capital market returns

The performance of the Vienna stock exchange is shown in Chart AT2, where we distinguish between the price development of shares and the total return to equity investments in Austria including reinvested dividend payments. It is not surprising to observe that both indices have a positive long-term real return and are well above the cumulated inflation rate in 2021. Because the Austrian equity market is small, financial intermediaries spread their equity investment throughout Europe and the rest of the world. Therefore, equity returns of the Vienna stock exchange provide no guidance for the investment performance of Austrian pension products, except premium subsidised pension plans carrying an obligation to invest in under-developed equity markets.



Chart AT2. Cumulated Austrian Equity Market Performance, 2002-2021



S: Macrobond, Statistik Austria. Year-end values.

## Pension Returns

Due to the defined benefit character of pensions derived from direct commitments and because accumulated assets for direct commitments have the narrow purpose of protecting individual pension claims in case of a firm bankruptcy, we do not compute pension returns for this vehicle. Furthermore, the asset class in which firms can invest are restricted to government bonds issued by OECD member countries.

The way of taxing contributions, investment returns, and pension payments varies according to the vehicle chosen, the party paying the contribution, i. e. employers or employees, and the personal income tax break of the retiree (cf. chapter on taxation). For this reason, we cannot compute a general after-tax return for Austria. Instead, we present the:

- nominal returns before charges, inflation, and tax,
- nominal returns after charges but before inflation and tax
- real returns after charges and inflation but before tax

for the two most important vehicles, i.e., pension funds and classic life insurance policies. The returns on classic life insurance policies are also representative for occupational pension plans using life insurance products under the occupational pension law (Betriebliche Kollektivversicherung).



## Pension funds

Table AT4 shows the returns on assets held by pension funds. In the case of a defined benefit pension plan, investment returns are important for the sponsoring firm because if the return falls short of the imputed interest rate used for the computation of the expected pension level, the firm will have to provide additional contributions covering the shortfall. On the other hand, if a defined contribution pension plan has been established, the beneficiaries bear the risk of a shortfall in the realised return on investment, and consequently the realised pension level falls below its expected value.

Information on the performance of pension funds is published continuously by an independent third party, the Oesterreichische Kontrollbank<sup>41</sup>, following a standardised procedure. The returns are available for all pension funds and separately for multi- and single-employer pension funds. The long-term performance of firm specific pension funds is about 0.5 percentage points higher as compared to multi-employer pension funds. The difference results probably from a less risk-oriented investment style followed by multi-employer pension funds, due to the wider usage of return guarantees in multi-employer pension funds. Nominal investment returns after charges but before inflation and taxes result from the subtraction of administrative charges of pension funds as presented in the chapter on charges. Real returns are computed by subtracting the HICP-inflation rate for Austria.

The Financial Market Authority publishes the asset allocation of pension funds as of yearend (FMA, 2022). The portfolio in 2021 was for the first time dominated by equity investments (40.6%) with debt securities ranking second (32.9%). The good performance of equity markets throughout 2021 led to a further reduction in the share of bank balances (6.4%). Real estate investments accounted for 5.9% of assets while the remainder was mixed throughout smaller asset categories (Chart AT3, upper panel). Given the strong exposure to equity, we find several years with negative returns, i.e., investment losses. Specifically, during the years after the bursting of the dotcom bubble (2000), the international financial market crisis (2007), and the public debt crisis in the euro area (2011), but also in 2018, when both bond and equity markets turned downwards. Nevertheless, pension funds achieved between 2002 and 2021 an annual average net real yield on investment of 1.5%. This corresponds to an average excess return over Austrian government bonds of 1.8%.

---

<sup>41</sup> <https://www.oekb.at/kapitalmarkt-services/unser-datenangebot/veranlagungsentwicklung-der-pensionskassen.html>.



**Table AT4. Pension funds' average annual rate of investment returns (in %)**

	Nominal return before charges, inflation, and tax	Nominal return after charges, before inflation and tax	Real return after charges and inflation before tax
2002	-6.31	-6.56	-8.26
2003	7.60	7.37	6.07
2004	7.34	7.11	4.61
2005	11.37	10.99	9.39
2006	5.55	5.16	3.56
2007	1.95	1.69	-1.81
2008	-12.93	-13.25	-14.75
2009	9.00	8.65	7.60
2010	6.45	6.17	3.97
2011	-2.96	-3.19	-6.59
2012	8.40	8.17	5.27
2013	5.14	4.84	2.84
2014	7.82	7.82	7.02
2015	2.32	2.14	1.04
2016	4.18	3.99	2.39
2017	6.13	5.94	3.64
2018	-5.14	-5.34	-7.04
2019	11.66	11.56	9.76
2020	2.55	2.44	1.44
2021	7.62	7.51	3.71
Annual	3.70	3.47	1.49

S: Fachverband Pensionskassen, OECD Pension indicators, Statistik Austria. - Charges estimated by mean value for the years 2002, 2011, 2012, and 2021, cf. Table AT2. Annual average corresponds to geometric mean.

## Life insurance contracts

The return on investment in the classic life insurance industry is regularly computed by the Austrian Institute of Economic Research (WIFO). This computation excludes unit-linked contracts because the investment risk is borne by the insured and returns are usually retained within mutual funds and reinvested. The calculation of investment returns is based on investment revenues of the insurance industry and the related stock of invested assets in classic life insurance as provided by the Financial Market Authority. The method uses the mean amount of invested capital over the year as the basis for the computation and is documented in Url (1996). The charges used to correct the yield for administrative expenses are based on Table AT3. Real returns result from subtracting the HICP-inflation rate for Austria from the nominal return.

Obviously, nominal gross returns in the insurance industry are less volatile than in the pension fund industry (Table AT5). The main reason for this divergence is the more conservative asset allocation of insurance companies, i.e., they invest more heavily in bonds (42%) and their collective investments of 20% of the portfolio are also concentrated in bonds-oriented investment funds, creating a high exposure to fixed interest securities (FMA, 2022). Another important asset class in the insurance industry are shareholdings in related undertakings (22%), which are usually not listed at a stock exchange. Property investments sum up to 8% of





the assets, while equity holdings form just 1% of the portfolio (Chart AT3, lower panel). This gives insurance companies small exposure to volatile asset categories and consequently their investment performance is steadier. Nevertheless, 2021 turned out a nominal return not seen throughout last decade. The resulting average net real rate of return of 1.9% was thus mainly due to the avoidance of losses after the year 2000. The insurance industry achieved an average excess return over Austrian government bonds (benchmark) of 2.4% over this period, and their investment return was above the one delivered by pension funds.

The particular way of distributing investment returns in classic insurance policies makes their performance even more steady. Insurance companies separate their investment income into two parts. The first part serves to cover underwritten minimum return guarantees and it is immediately booked towards the individual account. Any excess return will be distributed over a couple of years through the build-up and reduction of profit reserves. By transferring accumulated profit reserves smoothly into individual accounts, insurance companies make the individual accrual of investments returns less dependent on current capital market developments although asset values are marked to market.

Yields on fixed interest securities from highly rated debtors started to rise in the first half of 2022. This development provides opportunities for insurance companies to reinvest their maturing high-yield securities at more favourable returns, eventually stopping the prolonged decline recorded over the last years. The nominal return for the year 2021 is still based on preliminary numbers published by the financial market authority.

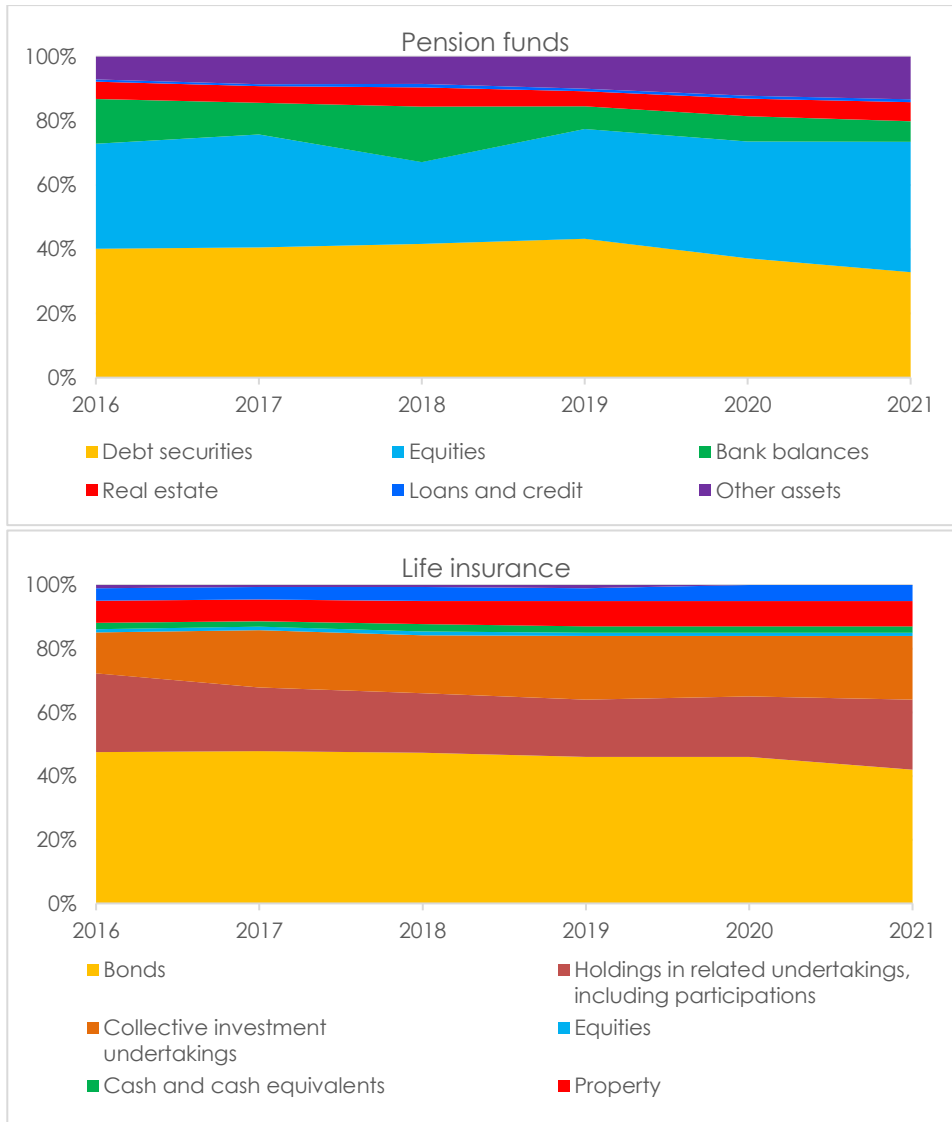
**Table AT5. Pension insurances' average annual rate of investment returns (in %)**

	Nominal return	Nominal return after	Real return after
2002	3.96	3.60	1.90
2003	5.60	5.24	3.94
2004	5.93	5.57	3.07
2005	6.32	5.88	4.28
2006	5.86	5.48	3.88
2007	5.18	4.80	1.30
2008	3.35	2.97	1.47
2009	3.80	3.43	2.37
2010	4.47	4.11	1.91
2011	3.70	3.31	-0.09
2012	4.42	4.09	1.19
2013	4.31	3.99	1.99
2014	3.90	3.58	2.78
2015	3.94	3.61	2.51
2016	3.73	3.38	1.78
2017	3.49	3.14	0.84
2018	3.10	2.73	1.03
2019	3.34	2.97	1.17
2020	2.65	2.27	1.27
2021	4.62	4.24	0.44
Annual average	4.28	3.91	1.95

S: Financial Market Authority, Statistik Austria. – Annual average corresponds to geometric mean.



Chart AT3. Asset allocation of pension funds and life insurance 2016 to 2021



S: Financial Market Authority.

## Conclusions

The performance of pension funds in real terms has been positive over the whole period from 2002-2021, with an annualised average real return of 1.5% after service charges and before taxation. Especially the difficult years after 2000, in 2008, 2011, and recently 2018 dampened the investment performance considerably. The consequences are either additional payments by sponsoring firms (defined benefit plans) or reduced expected and realised pension levels (defined contribution plans). A mediocre investment performance will be more intensively felt



in risk and investment pools with a high imputed interest rate used for the computation of the expected pension level. For example, plan members whose entitlement was transferred from a direct commitment to a pension fund around the year 2000 still suffer from cuts in pensions levels due to investment losses after the dotcom bubble and the use of overly optimistic imputed interest rates.

The average real rate of return on investments by insurance companies benefits from a conservative asset allocation with strong government bonds holdings. This allowed insurers to avoid large losses in years with a financial market crisis and reach an average real rate of return of 1.9% annually after service charges and before taxation. Declining nominal interest rates and higher inflation increased the pressure on net real rates of return after 2015 and particularly in 2021. Insurance companies benefit from the long duration of their investment portfolio, i.e., they still own bonds featuring high interest coupons. With the ECB ending its Asset Purchase Program (APP) and the Pandemic Emergency Purchasing Program (PEPP) in 2022, new investments can be expected to yield higher returns. But high liquidity preferences and inflation rates will depress demand for classic life insurance by individual households. Premium subsidised pension insurance is also in low demand because subsidies were halved in 2012 and investment losses, due to the concentrated investment in small and under-developed markets, affected this vehicle disproportionately.

The opportunity to offer defined contribution plans has certainly boosted the spread of occupational pensions in Austria. Within pension funds around three quarters of the entitlements are now defined contributions plans, while occupational pensions based on insurance contracts are all of the defined contribution type.

The COVID-19 crisis left a significant mark on Austria's economy, and the Ukraine war – together with unexpectedly high inflation rates – substantially dampens consumer confidence. Within this setting the spread of occupational pensions contracts is likely to stagnate in 2022, and private demand for life insurance products will remain low. The surprisingly buoyant labour market situation, on the other hand, and large holdings of cash in bank accounts may induce private households to reshuffle their portfolios towards unit linked products. Firms may consider introducing or extending occupational pension plans to retain existing staff and attract new employees. Losses on all major stock exchanges and sharply rising bond yields throughout the first half of 2022 will impair the financial results of pension funds and life insurers.

Several proposals to promote occupational and individual pensions plans are discussed at the moment. Measures include the option to transfer lump-sum payments from the occupational severance and retirement funds (Betriebliche Vorsorgekassen) into tax favoured annuities provided by pensions funds and occupational life insurance. This so called Generalpensionskassenvertrag would give employees, who are working for firms not offering occupational pensions plans, the opportunity for second pillar annuities. Furthermore, the implementation of Environmental, Social, and Governance (ESG) criteria as guidelines for asset



allocation also opens the question whether to transform the mandatory capital guarantees in the occupational severance and retirement funds (Betriebliche Vorsorgekassen) into optional guarantees, and to establish minimum investment periods for claims towards the fund. A longer investment horizon would clearly broaden the class of assets available for investments by these funds. An additional vehicle currently suggested for the third pillar are tax favoured accounts for private persons – along the lines given by US-401k schemes – with a longer mandatory holding period. Such accounts may revive the role of the mutual funds industry during the accumulation phase of individual pensions plans.

**Note:** The addition of the Austrian Country Case was possible also thanks to our partners from Pekabe (the Austrian Association for the Protection of Pension Fund Investors), who reviewed the Country Case and co-funded it with BETTER FINANCE.

## References

- FMA (2022): Jahresbericht der Finanzmarktaufsichtsbehörde 2021, Financial Market Authority, Vienna.
- Pekanov, A., Url, T. (2017): Kosten der privaten und betrieblichen Altersvorsorge für die öffentliche Hand, Bundesministerium für Soziales, Arbeit und Konsumentenschutz, Vienna, 2017.
- OECD (2015): Stocktaking of the Tax Treatment of Funded Private Pension Plans in OECD and EU Countries, Organisation for Economic Development and Cooperation, Paris.
- OECD (2016): Pensions Outlook 2016, Organization for Economic Development and Cooperation, Paris.
- OECD (2021): Pensions at a Glance 2021: OECD and G20 Indicators, Organization for Economic Development and Cooperation, Paris.
- Url, T. (1996): Kennzahlen der österreichischen Versicherungswirtschaft, Austrian Institute of Economic Research (WIFO), Vienna.
- Url, T. (2003A): Die Entwicklung der betrieblichen Altersvorsorge in Österreich, Austrian Institute of Economic Research (WIFO), Vienna.
- Url, T. (2003B): Einschätzung langfristiger Kapitalrenditen in der Veranlagung zur Altersvorsorge, Austrian Institute of Economic Research (WIFO), Vienna.
- Url, T. (2009): Die Verbreitung der betrieblichen Altersvorsorge in Österreich 2007, Austrian Institute of Economic Research (WIFO), Vienna.
- Url, T. (2012): Die Rolle von Lebensversicherungen in der betrieblichen Altersvorsorge, Austrian Institute of Economic Research (WIFO), Vienna.
- Url, T. (2013): Volkswirtschaftliche Daten zur Pensionsvorsorge in Österreich, in Urnik, S., Pfeil, W., J., (Eds.), Betriebliche Altersvorsorge in der Krise, Manz, Vienna, 2013, S. 1-18.



## Acronyms

AIF	Alternative Investment Fund
AMC	Annual Management Charges
AuM	Assets under Management
BE	Belgium
BG	Bulgaria
Bln	Billion
BPETR	'Barclay's Pan-European High Yield Total Return' Index
CAC 40	'Cotation Assistée en Continu 40' Index
CMU	Capital Markets Union
DAX 30	'Deutsche Aktieindex 30' Index
DB	Defined Benefit plan
DC	Defined Contribution plan
DE	Germany
DG	Directorate General of the Commission of the European Union
DK	Denmark
DWP	United Kingdom's Governmental Agency Department for Work and Pensions
EBA	European Banking Authority
EE	Estonia
EEE	Exempt-Exempt-Exempt Regime
EET	Exempt-Exempt-Tax Regime
ETF	Exchange-Traded Fund
EIOPA	European Insurance and Occupational Pensions Authority
ES	Spain
ESAs	European Supervisory Authorities
ESMA	European Securities and Markets Authority
EU	European Union
EURIBOR	Euro InterBank Offered Rate
EX	Executive Summary
FR	France
FSMA	Financial Services and Market Authority (Belgium)
FSUG	Financial Services Users Group - European Commission's Expert Group
FTSE 100	The Financial Times Stock Exchange 100 Index
FW	Foreword
GDP	Gross Domestic Product
HICP	Harmonised Indices of Consumer Prices
IBEX 35	Índice Bursátil Español 35 Index



IKZE	‘Indywidualne konto zabezpieczenia emerytalnego’ – Polish specific Individual pension savings account
IRA	United States specific Individual Retirement Account
IT	Italy
JPM	J&P Morgan Indices
KIID	Key Investor Information Document
LV	Latvia
NAV	Net Asset Value
Mln	Million
MSCI	Morgan Stanley Capital International Indices
NL	Netherlands
OECD	The Organisation for Economic Co-Operation and Development
OFT	United Kingdom’s Office for Fair Trading
PAYG	Pay-As-You-Go Principle
PIP	Italian specific ‘Individual Investment Plan’
PL	Poland
PRIIP(s)	Packaged Retail and Insurance-Based Investment Products
RO	Romania
S&P	Standard & Poor Indexes
SE	Sweden
SK	Slovakia
SME	Small and Medium-sized Enterprise
SPIVA	Standard & Poor Dow Jones’ Indices Research Report on Active Management
Scorecard	performances
TEE	Tax-Exempt-Exempt Regime
TCR/TER	Total Cost Ratio/ Total Expense Ratio
UCITS	Undertakings for the Collective Investment of Transferable Securities
UK	United Kingdom



## Glossary of terms

**Accrued benefits\*** – is the amount of accumulated pension benefits of a pension plan member on the basis of years of service.

**Accumulated assets\*** – is the total value of assets accumulated in a pension fund.

**Active member\*** – is a pension plan member who is making contributions (and/or on behalf of whom contributions are being made) and is accumulating assets.

**AIF(s)** – or Alternative Investment Funds are a form of collective investment funds under E.U. law that do not require authorization as a UCITS fund.<sup>289</sup>

**Annuity\*** – is a form of financial contract mostly sold by life insurance companies that guarantees a fixed or variable payment of income benefit (monthly, quarterly, half-yearly, or yearly) for the life of a person(s) (the annuitant) or for a specified period of time. It is different than a life insurance contract which provides income to the beneficiary after the death of the insured. An annuity may be bought through instalments or as a single lump sum. Benefits may start immediately or at a pre-defined time in the future or at a specific age.

**Annuity rate\*** – is the present value of a series of payments of unit value per period payable to an individual that is calculated based on factors such as the mortality of the annuitant and the possible investment returns.

**Asset allocation\*** – is the act of investing the pension fund's assets following its investment strategy.

**Asset management\*** – is the act of investing the pension fund's assets following its investment strategy.

**Asset manager\*** – is(are) the individual(s) or entity(ies) endowed with the responsibility to physically invest the pension fund assets. Asset managers may also set out the investment strategy for a pension fund.

**Average earnings scheme\*** – is a scheme where the pension benefits earned for a year depend on how much the member's earnings were for the given year.

**Basic state pension\*** – is a non-earning related pension paid by the State to individuals with a minimum number of service years.

**Basis points (bps)** – represent the 100<sup>th</sup> division of 1%.

**Benchmark** (financial) – is a referential index for a type of security. Its aim is to show, customized for a level and geographic or sectorial focus, the general price or performance of the market for a financial instrument.

---

<sup>289</sup> See Article 4(1) of Directive 2011/61/EU of the European Parliament and of the Council of 8 June 2011 on Alternative Investment Fund Managers and amending Directives 2003/41/EC and 2009/65/EC and Regulations (EC) No 1060/2009 and (EU) No 1095/2010, OJ L 174, 1.7.2011, p. 1–73.



**Beneficiary\*** – is an individual who is entitled to a benefit (including the plan member and dependants).

**Benefit\*** – is a payment made to a pension fund member (or dependants) after retirement.

**Bonds** – are instruments that recognize a debt. Although they deliver the same utility as bank loans, i.e., enabling the temporary transfer of capital from one person to another, with or without a price (interest) attached, bonds can also be issued by non-financial institutions (States, companies) and by financial non-banking institutions (asset management companies). In essence, bonds are considered more stable (the risk of default is lower) and in theory deliver a lower, but fixed, rate of profit. Nevertheless, Table EX2 of the Executive Summary shows that the aggregated European Bond Index highly overperformed the equity one.

**Closed pension funds\*** – are the funds that support only pension plans that are limited to certain employees. (e.g., those of an employer or group of employers).

**Collective investment schemes** – are financial products characterised by the pooling of funds (money or asset contributions) of investors and investing the total into different assets (securities) and managed by a common asset manager. Under E.U. law collective investment schemes are regulated under 6 different legal forms: UCITS (see below), the most common for individual investors; AIFs (see above), European Venture Capital funds (EuVECA), European Long-Term Investment Funds (ELTIFs), European Social Entrepreneurship Funds (ESEF) or Money Market Funds.<sup>290</sup>

**Contribution\*** – is a payment made to a pension plan by a plan sponsor or a plan member.

**Contribution base\*** – is the reference salary used to calculate the contribution.

**Contribution rate\*** – is the amount (typically expressed as a percentage of the contribution base) that is needed to be paid into the pension fund.

**Contributory pension scheme\*** – is a pension scheme where both the employer and the members have to pay into the scheme.

**Custodian\*** – is the entity responsible, as a minimum, for holding the pension fund assets and for ensuring their safekeeping.

**Deferred member\*** – is a pension plan member that no longer contributes to or accrues benefits from the plan but has not yet begun to receive retirement benefits from that plan.

**Deferred pension\*** – is a pension arrangement in which a portion of an employee's income is paid out at a date after which that income is actually earned.

**Defined benefit (DB) occupational pension plans\*** – are occupational plans other than defined contributions plans. DB plans generally can be classified into one of three main types, "traditional", "mixed" and "hybrid" plans. These are schemes where "the pension payment is defined as a percentage of income and employment career. The employee receives a thus pre-defined pension and does not bear the risk of longevity and the risk of investment. Defined

---

<sup>290</sup> See European Commission, 'Investment Funds' (28 August 2019) [https://ec.europa.eu/info/business-economy-euro/growth-and-investment/investment-funds\\_en](https://ec.europa.eu/info/business-economy-euro/growth-and-investment/investment-funds_en).





Benefits schemes may be part of an individual employment contract or collective agreement. Pension contributions are usually paid by the employee and the employer”.<sup>291</sup>

**“Traditional” DB plan\*** – is a DB plan where benefits are linked through a formula to the members' wages or salaries, length of employment, or other factors.

**“Hybrid” DB plan\*** – is a DB plan where benefits depend on a rate of return credited to contributions, where this rate of return is either specified in the plan rules, independently of the actual return on any supporting assets (e.g. fixed, indexed to a market benchmark, tied to salary or profit growth, etc.), or is calculated with reference to the actual return of any supporting assets and a minimum return guarantee specified in the plan rules.

**“Mixed” DB plan\*** – is a DB plans that has two separate DB and DC components, but which are treated as part of the same plan.

**Defined contribution (DC) occupational pension plans\*** – are occupational pension plans under which the plan sponsor pays fixed contributions and has no legal or constructive obligation to pay further contributions to an ongoing plan in the event of unfavourable plan experience. These are schemes where “the pension payment depends on the level of defined pension contributions, the career and the returns on investments. The employee has to bear the risk of longevity and the risk of investment. Pension contributions can be paid by the employee and/or the employer and/or the state”.<sup>292</sup>

**Dependency ratio\*** – are occupational pension plans under which the plan sponsor pays fixed contributions and has no legal or constructive obligation to pay further contributions to an ongoing plan in the event of unfavourable plan experience.

**Early retirement\*** – is a situation when an individual decides to retire earlier later and draw the pension benefits earlier than their normal retirement age.

**Economic dependency ratio\*** – is the division between the number of inactive (dependent) population and the number of active (independent or contributing) population. It ranges from 0% to 100% and it indicates how much of the inactive population’s (dependent) consumption is financed from the active population’s (independent) contributions.<sup>293</sup> In general, the inactive (dependent) population is represented by children, retired persons and persons living on social benefits.

**EET system\*** – is a form of taxation of pension plans, whereby contributions are exempt, investment income and capital gains of the pension fund are also exempt, and benefits are taxed from personal income taxation.

<sup>291</sup> Werner Eichhorst, Maarten Gerard, Michael J. Kendzia, Christine Mayrhuber, Connie Nielsen, Gerhard Runstler, Thomas Url, ‘Pension Systems in the EU: Contingent Liabilities and Assets in the Public and Private Sector’ EP Directorate General for Internal Policies IP/A/ECON/ST/2010-26.

<sup>292</sup> Ibid.

<sup>293</sup> For more detail on the concept, see Elke Loichinger, Bernhard Hammer, Alexia Prskawetz, Michael Freiberger, Joze Sambt, ‘Economic Dependency Ratios: Present Situation and Future Scenarios’ MS13 Policy Paper on Implications of Population Ageing for Transfer Systems, Working Paper no. 74, 18<sup>th</sup> December 2014, 3.



**Equity** (or stocks/shares) – are titles of participation to a publicly listed company’s economic activity. With regards to other categorizations, an equity is also a security, a financial asset or, under E.U. law, a transferable security.<sup>294</sup>

**ETE system\*** – is a form of taxation whereby contributions are exempt, investment income and capital gains of the pension fund are taxed, and benefits are also exempt from personal income taxation.

**ETF(s)** – or Exchange-Traded Funds are investment funds that are sold and bought on the market as an individual security (such as shares, bonds). ETFs are structured financial products, containing a basket of underlying assets, and are increasingly more used due to the very low management fees that they entail.

**Fund member\*** – is an individual who is either an active (working or contributing, and hence actively accumulating assets) or passive (retired, and hence receiving benefits), or deferred (holding deferred benefits) participant in a pension plan.

**Funded pension plans\*** – are occupational or personal pension plans that accumulate dedicated assets to cover the plan’s liabilities.

**Funding ratio (funding level) \*** – is the relative value of a scheme’s assets and liabilities, usually expressed as a percentage figure.

**Gross rate of return\*** – is the rate of return of an asset or portfolio over a specified time period, prior to discounting any fees of commissions.

**Gross/net replacement rate** – is the ratio between the pre-retirement gross or net income and the amount of pension received by a person after retirement. The calculation methodology may differ from source to source as the average working life monthly gross or net income can be used to calculate it (divided by the amount of pension) or the past 5 year’s average gross income etc. (see below **OECD net replacement rate**).

**Group pension funds\*** – are multi-employer pension funds that pool the assets of pension plans established for related employers.

**Hedging and hedge funds** – while hedging is a complex financial technique (most often using derivatives) to protect or reduce exposure to risky financial positions or to financial risks (for instance, currency hedging means reducing exposure to the volatility of a certain currency), a hedge fund is an investment pool that uses complex and varying investment techniques to generate profit.

**Indexation\*** – is the method with which pension benefits are adjusted to take into account changes in the cost of living (e.g., prices and/or earnings).

**Individual pension plans\*** – is a pension fund that comprises the assets of a single member and his/her beneficiaries, usually in the form of an individual account.

---

<sup>294</sup> Article 4(44) of Directive 2014/65/EU of the European Parliament and of the Council of 15 May 2014 on markets in financial instruments and amending Directive 2002/92/EC and Directive 2011/61/EU, OJ L 173, p. 349–496 (MiFID II).



**Industry pension funds\*** – are funds that pool the assets of pension plans established for unrelated employers who are involved in the same trade or businesses.

**Mandatory contribution\*** – is the level of contribution the member (or an entity on behalf of the member) is required to pay according to scheme rules.

**Mandatory occupational plans\*** – Participation in these plans is mandatory for employers. Employers are obliged by law to participate in a pension plan. Employers must set up (and make contributions to) occupational pension plans which employees will normally be required to join. Where employers are obliged to offer an occupational pension plan, but the employees' membership is on a voluntary basis, these plans are also considered mandatory.

**Mandatory personal pension plans\*** - are personal plans that individuals must join, or which are eligible to receive mandatory pension contributions. Individuals may be required to make pension contributions to a pension plan of their choice normally within a certain range of choices or to a specific pension plan.

**Mathematical provisions** (insurances) – or *mathematical reserves* or *reserves*, are the value of liquid assets set aside by an insurance company that would be needed to cover all current liabilities (payment obligations), determined using actuarial principles.

**Minimum pension\*** – is the minimum level of pension benefits the plan pays out in all circumstances.

**Mixed indexation\*** – is the method with which pension benefits are adjusted taking into account changes in both wages and prices.

**Money market instruments** – are short-term financial products or positions (contracts) that are characterized by the very high liquidity rate, such as deposits, short-term loans, repo-agreements and so on.

**MTF** – multilateral trading facility, is the term used by the revised Markets in Financial Instruments Directive (MiFID II) to designate securities exchanges that are not a regulated market (such as the London Stock Exchange, for example).

**Multi-employer pension funds\*** – are funds that pool the assets of pension plans established by various plan sponsors. There are three types of multi-employer pension funds:

- a) for related employers i.e., companies that are financially connected or owned by a single holding group (group pension funds);
- b) for unrelated employers who are involved in the same trade or business (industry pension funds);
- c) for unrelated employers that may be in different trades or businesses (collective pension funds).

**Money-Weighted Returns (MWR)** - also referred to as the internal rate of return, is a measurement of performance that takes into account cash flows (contributions) when calculating returns.



**NAV** – Net Asset Value, or the amount to which the market capitalisation of a financial product (for this report, pension funds’ or insurance funds’ holdings) or a share/unit of it arises at a given point. In general, the Net Asset Value is calculated per unit or share of a collective investment scheme using the daily closing market prices for each type of security in the portfolio.

**Net rate of return\*** – is the rate of return of an asset or portfolio over a specified time period, after discounting any fees of commissions.

**Normal retirement age\*** – is the age from which the individual is eligible for pension benefits.

**Non-contributory pension scheme\*** – is a pension scheme where the members do not have to pay into scheme.

**Occupational pension plans\*** – access to such plans is linked to an employment or professional relationship between the plan member and the entity that establishes the plan (the plan sponsor). Occupational plans may be established by employers or groups of thereof (e.g., industry associations) and labour or professional associations, jointly or separately. The plan may be administrated directly by the plan sponsor or by an independent entity (a pension fund or a financial institution acting as pension provider). In the latter case, the plan sponsor may still have oversight responsibilities over the operation of the plan.

**Eurostat aggregate replacement rate for pensions refers to median individual pension income of population aged 65-74 relative to median individual earnings from work of population aged 50-59, excluding other social benefits.**

**Old-age dependency ratio** - defined as the ratio between the total number of elderly persons when they are generally economically inactive (aged 65 and above) and the number of persons of working age.<sup>295</sup> It is a sub-indicator of the economic dependency ratio and focuses on a country’s public (state) pension system’s reliance on the economically active population’s pensions (or social security) contributions. It is a useful indicator to show whether a public (Pillar I) pension scheme is under pressure (when the ratio is high, or the number of retirees and the number of workers tend to be proportionate) or relaxed (when the ratio is low, or the number of retirees and the number of workers tend to be disproportionate). For example, a low old-age dependency ratio is 20%, meaning that 5 working people contribute for one retiree’s pension.

**Open pension funds\*** – are funds that support at least one plan with no restriction on membership.

**Pension assets\*** – are all forms of investment with a value associated to a pension plan.

**Pension fund administrator\*** – is(are) the individual(s) ultimately responsible for the operation and oversight of the pension fund.

**Pension fund governance\*** – is the operation and oversight of a pension fund. The governing body is responsible for administration, but may employ other specialists, such as actuaries,

---

<sup>295</sup> See Eurostat definition: <http://ec.europa.eu/eurostat/web/products-datasets/product?code=tsdde511>.



custodians, consultants, asset managers and advisers to carry out specific operational tasks or to advise the plan administration or governing body.

**Pension fund managing company\*** – is a type of administrator in the form of a company whose exclusive activity is the administration of pension funds.

**Pension funds\*** – the pool of assets forming an independent legal entity that are bought with the contributions to a pension plan for the exclusive purpose of financing pension plan benefits. The plan/fund members have a legal or beneficial right or some other contractual claim against the assets of the pension fund. Pension funds take the form of either a special purpose entity with legal personality (such as a trust, foundation, or corporate entity) or a legally separated fund without legal personality managed by a dedicated provider (pension fund management company) or other financial institution on behalf of the plan/fund members.

**Pension insurance contracts\*** – are insurance contracts that specify pension plans contributions to an insurance undertaking in exchange for which the pension plan benefits will be paid when the members reach a specified retirement age or on earlier exit of members from the plan. Most countries limit the integration of pension plans only into pension funds, as the financial vehicle of the pension plan. Other countries also consider the pension insurance contract as the financial vehicle for pension plans.

**Pension plan\*** – is a legally binding contract having an explicit retirement objective (or – in order to satisfy tax-related conditions or contract provisions – the benefits cannot be paid at all or without a significant penalty unless the beneficiary is older than a legally defined retirement age). This contract may be part of a broader employment contract, it may be set forth in the plan rules or documents, or it may be required by law. In addition to having an explicit retirement objective, pension plans may offer additional benefits, such as disability, sickness, and survivors' benefits.

**Pension plan sponsor\*** – is an institution (e.g., company, industry/employment association) that designs, negotiates, and normally helps to administer an occupational pension plan for its employees or members.

**Pension regulator\*** – is a governmental authority with competence over the regulation of pension systems.

**Pension supervisor\*** – is a governmental authority with competence over the supervision of pension systems.

**Personal pension plans\*** - Access to these plans does not have to be linked to an employment relationship. The plans are established and administered directly by a pension fund or a financial institution acting as pension provider without any intervention of employers. Individuals independently purchase and select material aspects of the arrangements. The employer may nonetheless make contributions to personal pension plans. Some personal plans may have restricted membership.

**Private pension funds\*** – is a pension fund that is regulated under private sector law.



**Private pension plans\*** – is a pension plan administered by an institution other than general government. Private pension plans may be administered directly by a private sector employer acting as the plan sponsor, a private pension fund or a private sector provider. Private pension plans may complement or substitute for public pension plans. In some countries, these may include plans for public sector workers.

**Public pension plans\*** – are pensions funds that are regulated under public sector law.

**Public pension plans\*** – are the social security and similar statutory programmes administered by the general government (that is central, state, and local governments, as well as other public sector bodies such as social security institutions). Public pension plans have been traditionally PAYG financed, but some OECD countries have partial funding of public pension liabilities or have replaced these plans by private pension plans.

**Rate of return\*** – is the income earned by holding an asset over a specified period.

**REIT(s)** or Real Estate Investment Trust(s) is the most common acronym and terminology used to designate special purpose investment vehicles (in short, companies) set up to invest and commercialise immovable goods (real estate) or derived assets. Although the term comes from the U.S. legislation, in the E.U. there are many forms of REITs, depending on the country since the REIT regime is not harmonised at E.U. level.

**Replacement ratio\*** – is the ratio of an individual's (or a given population's) (average) pension in a given time period and the (average) income in a given time period.

**Service period\*** – is the length of time an individual has earned rights to a pension benefit.

**Single employer pension funds\*** – are funds that pool the assets of pension plans established by a single sponsor.

**Summary Risk Reward Indicator** - a measurement developed by the European Securities and Markets Authority (former CESR) to be included in the Key Investor Information Document (KIID) for UCITS (undertakings for collective investment in transferable securities) to reflect the risk profile of a certain fund.

**Supervisory board\*** – is(are) the individual(s) responsible for monitoring the governing body of a pension entity.

**System dependency ratio\*** – typically defined as the ratio of those receiving pension benefits to those accruing pension rights.

**TEE system\*** – is a form of taxation of pension plans whereby contributions are taxed, investment income and capital gains of the pension fund are exempt, and benefits are also exempt from personal income taxation.

**Time-Weighted Returns (TWR)** - is the standard method of calculating returns (and performance) of an investment and simply represents the growth/decrease in value without incorporating the distorting effects of cash inflows and outflows (for pensions, that means contributions and

**Trust\*** – is a legal scheme, whereby named people (termed trustees) hold property on behalf of other people (termed beneficiaries).



**Trustee\*** – is a legal scheme, whereby named people (termed trustees) hold property on behalf of other people (termed beneficiaries).

**UCITS** – or Undertakings for Collective Investment in Transferable Securities, is the legal form under E.U. law for mutual investment funds that are open to pool and invest funds from any individual or institutional investor, and are subject to specific authorisation criteria, investment limits and rules. The advantage of UCITS is the general principle of home-state authorisation and mutual recognition that applies to this kind of financial products, meaning that a UCITS fund established and authorised in one E.U. Member State can be freely distributed in any other Member State without any further formalities (also called *E.U. fund passporting*).

**Unfunded pension plans\*** – are plans that are financed directly from contributions from the plan sponsor or provider and/or the plan participant. Unfunded pension plans are said to be paid on a current disbursement method (also known as the pay as you go, PAYG, method). Unfunded plans may still have associated reserves to cover immediate expenses or smooth contributions within given time periods. Most OECD countries do not allow unfunded private pension plans.

**Unprotected pension plan\*** – is a plan (personal pension plan or occupational defined contribution pension plan) where the pension plan/fund itself or the pension provider does not offer any investment return or benefit guarantees or promises covering the whole plan/fund.

**Voluntary contribution** – is an extra contribution paid in addition to the mandatory contribution a member can pay to the pension fund in order to increase the future pension benefits.

**Voluntary occupational pension plans** - The establishment of these plans is voluntary for employers (including those in which there is automatic enrolment as part of an employment contract or where the law requires employees to join plans set up on a voluntary basis by their employers). In some countries, employers can on a voluntary basis establish occupational plans that provide benefits that replace at least partly those of the social security system. These plans are classified as voluntary, even though employers must continue sponsoring these plans in order to be exempted (at least partly) from social security contributions.

**Voluntary personal pension plans\*** – Participation in these plans is voluntary for individuals. By law individuals are not obliged to participate in a pension plan. They are not required to make pension contributions to a pension plan. Voluntary personal plans include those plans that individuals must join if they choose to replace part of their social security benefits with those from personal pension plans.

**Wage indexation\*** – is the method with which pension benefits are adjusted taking into account changes in wages.

**Waiting period\*** – is the length of time an individual must be employed by a particular employer before joining the employer's pension scheme.



**Winding-up\*** – is the termination of a pension scheme by either providing (deferred) annuities for all members or by moving all its assets and liabilities into another scheme.

**World Bank multi-pillar model** – is the recommended design, developed by the World Bank in 1994, for States that had pension systems inadequately equipped to (currently and forthcoming) sustain a post-retirement income stream for future pensioners and alleviate the old-age poverty risk. Simpler, it is a set of guidelines for States to either enact, reform or gather legislation regulating the state pension and other forms of retirement provisions in a form that would allow an increased workers' participation, enhance efficiency for pension savings products and a better allocation of resources under the principle of solidarity between generations.

The standard design of a robust pension system would rely on five pillars:

- a) the non-contributory scheme (pillar 0), through which persons who do not have an income or do not earn enough would have insured a minimum pension when reaching the standard retirement age;
- b) the public mandatory, Pay-As-You-Go (PAYG) scheme (**Pillar I**), gathering and redistributing pension contributions from the working population to the retirees, while accumulating pension rights (entitlements) for the future retirees;
- c) the mandatory funded and (recommended) privately managed scheme (**Pillar II**), where workers' contributions are directed to their own accumulation accounts in privately managed investment products;
- d) the voluntary privately managed retirement products (**Pillar III**), composed of pension savings products to which subscription is universal, contributions and investments are deregulated and tax-incentivised;
- e) the non-financial alternative aid scheme (pillar IV), through which the state can offer different forms of retirement support – such as housing or family support. Albeit the abovementioned, the report focuses on the “*main pillars*”, i.e., Pillar I, II and III, since they are the most significant (and present everywhere) in the countries that have adopted the multi-pillar model.

Definitions with “\*” are taken from OECD’s Pensions Glossary - <http://www.oecd.org/daf/fin/private-pensions/38356329.pdf>.





# Imprint

## Editor and Publisher

The European Federation of Investors and Financial Services Users  
Rue d'Arenberg 44  
1000 Brussels  
Belgium  
[info@betterfinance.eu](mailto:info@betterfinance.eu)

## Coordinators

Aleksandra Mączyńska  
Ján Šebo  
Ștefan Dragoș Voicu

## Contributors

Torben M. Andersen  
Daniela Danková  
Laetitia Gabaut  
Johannes Hagen  
José Antonio Herce  
Arnaud Houdmont

Matis Joab  
Gregoire Naacke  
Guillaume Prache  
Joanna Rutecka-Góra  
Dr. Thomas Url

All rights reserved. No part of this publication may be reproduced in whole or in part without the written permission of the editor, nor may any part of this publication be reproduced, stored in a retrieval system, or transmitted in any form or by any means electronic, mechanical, photocopying, or other, without the written permission of the editor.

Copyright 2022 @ BETTER FINANCE





Co-funded by the  
European Union

**BF BETTER FINANCE**  
The European Federation of Investors and Financial Services Users  
Fédération Européenne des Epargnants et Usagers des Services Financiers

Copyright 2022 © BETTER FINANCE